

① Ejercicios para la mano derecha -
Los cinco dedos -

② El movimiento de cada ^{dedo} debe efectuarse independientemente de manera que sea una sola tecla la que se hiera. El movimiento de los dedos debe ser igual, con precisión y al principio lentamente. Para ayudar a la ejecución de dichos ejercicios por lo que respecta al movimiento el profesor acompañará al discípulo con la mano derecha dos octavas más bajas.

Cada número se repetirá 4 veces.

El profesor explicará al alumno lo que significan los números 1, 2, 3, 4 y 5 sobre las notas que son el pulgar y siguientes dedos para las notas do, re, mi, fa, sol.

Dicha primera nota Do en el 3^{er} espacio en el pentagrama se halla colocada en la 5^a línea del piano. El profesor explicará antes de dar principio a los siguientes ejercicios las octavas de que se compone \sharp o consta el piano empezando por hacer contar al mismo alumno dichas octavas; el fijar la atención sobre los sonidos graves, medios y agudos altos o elevados y a lo que es debida dicha desigualdad con motivo de las cuerdas gruesas o bordones y a las que siguen a estas hacia la parte alta o final de dichas cuerdas como también los martillos que hieren a dichas cuerdas que los más gruesos hieren los bordones los menos gruesos a las cuerdas medias y los más delgados a las cortas y delgadas. Como es natural para probar dicha operación se quitará la tapa de enfrente del piano que cubre el aparato donde se hallan colocados los martillos.



Es conveniente que el discípulo nombre las notas, al ejecutarlas, en alta voz y de esta manera se logrará que fije la vista al papel.

Handwritten musical notation on a single staff. It begins with a treble clef and a common time signature (C). The notes are quarter notes. Fingerings are indicated above the notes: 1 2 1 2, 1, 3 2 1, 3, 1 2 3, 2, 3, 1 2 3 2, 1.

Handwritten musical notation on a single staff. It begins with a treble clef and a common time signature (C). The notes are quarter notes. Fingerings are indicated above the notes: 1 2 3 4, 4 3 2 1.

Handwritten musical notation on a single staff. It begins with a treble clef and a common time signature (C). The notes are quarter notes. Fingerings are indicated above the notes: 2 3 4, 5 4 3 2, 1 2 1 3, 1 4 1 5.

Handwritten musical notation on a single staff. It begins with a treble clef and a common time signature (C). The notes are quarter notes. Fingerings are indicated above the notes: 3 5, 5 4 5 4, 5 5 4 3 4, 5 4 3, 2 3 4 5.

Handwritten musical notation on a single staff. It begins with a treble clef and a common time signature (C). The notes are quarter notes.

Handwritten musical notation on a single staff. It begins with a treble clef and a common time signature (C). The notes are quarter notes.

Ejercicios para la mano izquierda

Handwritten musical notation on a single staff. It begins with a treble clef and a common time signature (C). The notes are quarter notes. Fingerings are indicated above the notes: 1 2, 3 2 1, 3 2 1.

Handwritten musical notation on a single staff. It begins with a treble clef and a common time signature (C). The notes are quarter notes. Fingerings are indicated above the notes: 1 2 3 4, 4 3 2 1, 3/4.

Handwritten musical notation on a single staff. It begins with a treble clef and a common time signature (C). The notes are quarter notes. Plus signs (+) are written below the notes.

Handwritten musical notation on a single staff. It begins with a treble clef and a 3/4 time signature. The notes are quarter notes. Plus signs (+) are written below the notes.


Handwritten musical notation on a single staff. It begins with a treble clef and a common time signature (C). The notes are quarter notes. Plus signs (+) are written below the notes.

Handwritten musical notation on a single staff. It begins with a treble clef and a common time signature (C). The notes are quarter notes. Plus signs (+) are written below the notes.

En la leccion siguiente al aplicar las dos manos juntas el profesor tendria mucho cuidado de que el alumno trabaje por separado cada mano repitiendo dicho trabajo 5 u 8 veces cada ejercicio. Practicados los tres ejercicios siguientes el alumno dara principio al estudio de las lecciones de la 1ª Parte pagina alternadas con los ejercicios siguientes y los de posicion fija.

Ejercicio 1º 2º 3º

Con la idea de iniciar el principiante en la posicion fija de un modo sencillo se combinaron los ejercicios para sostener el 1º dedo en la mano derecha y el quinto en la izquierda para evitar que se incline la mano sobre el 5º dedo, defecto muy comun en los principiantes. En los ejercicios siguientes como no está escrita la mano izquierda los números de encima se aplicaran a la mano derecha y los de debajo a la izquierda; colocandose esta una 8ª mas baja que la anterior. Se estudiarán aplicando el metrónomo en el grado 50 un golpe fuerte cada negra y acelerando dicho movimiento gradualmente hasta el grado 80.



En los siguientes ejercicios comienza el verdadero trabajo de la posición fija. He aquí como se expresa el profesor Mr. Henri Lemoine respecto a la posición fija:

De la independencia de los dedos -
Los ejercicios fijos de cinco dedos con notas alternativamente sostenidas, son los más apropiados para que el discípulo adquiere flexibilidad e independencia en los mismos, sin cuyas cualidades ningún pianista llegaría a hacer progresos. Estos ejercicios se ejecutarán lentamente, empezando por una sola mano, levantando los dedos lo más alto posible, a manera de mariposas, pero sin mover la mano ni el brazo. Si este trabajo se ejecuta con conciencia, pronto verá el alumno desaparecer la natural rigidez y contracturas de sus dedos.

El escuálido pianista Paderewski en sus consejos sobre "Como se juega al piano" el "piano" dice:

"La posición de la mano en estudio debe ser la que se requiere por la estructura."

Si se trata de manos llenas y dedos gruesos, habrán de mantenerse horizontales sobre los nudillos bajos, y si por el contrario, se tienen manos delgadas y dedos finos, se disminuirá el bulto de los nudillos, elevando los nudillos.

Los pianistas dotados de dedos gordos obtienen mejor sonido del piano por razón natural y de ahí que no tengan que vencer grandes dificultades para lograr una perfecta técnica. En cambio, los que carecen de esa conformación de los dedos, habrán de trabajar mucho y muy bien dirigidos para obtener una sonoridad vigorosa. En este caso aconsejo a los estudiantes la práctica de frases lentas haciendo a fondo la tecla.

No creo molestar a profesores y estudiantes insistiendo a la opinión del autor sobre la importancia la no menos del excelente profesor E. Compta:

— Posición de las manos y articulación de los dedos —
 (Coloque aquí la foto impresa de Compta con sus grabados)
 con la grabada

— Nota importante —
 Las posiciones siguientes en cinco teclas serán aplicadas a los ejercicios de uno, dos, tres, cuatro y cinco dedos de ambas manos en el método de los libros Principios y Ejercicios.

Do may. Do m. Re b may. Re # m. Do # m. Re m. Mi b may. Mi m. Mi may. Mi m. Fa may. Fa m.

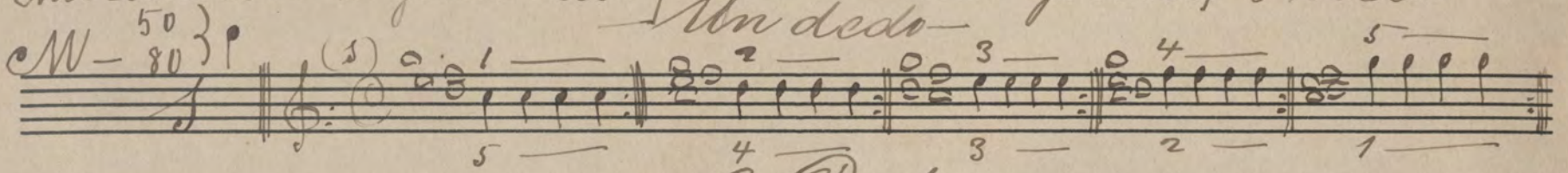
Fa # may. Fa # m. Sol may. Sol m. La b may. Sol # m. La may. La m. Si b may. Si m. Si may. Si m.

Exercicios de posicion fya para uno, dos, tres
cuatro y cinco dedos.

La mano izquierda se colocara si 2 octavas
mas bajas que la derecha.

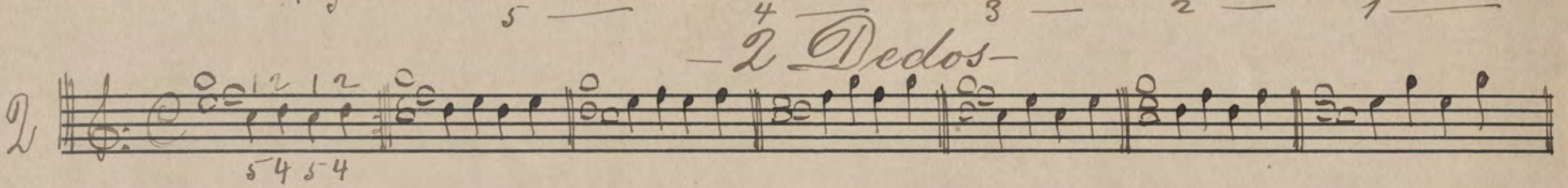
El metrónomo se ira graduando del nº 50 al 80 quedando di-
cha direccion a juicio del profesor. Cada ejercicio 8 veces.

M - 50 } p
80 }
Un dedo -

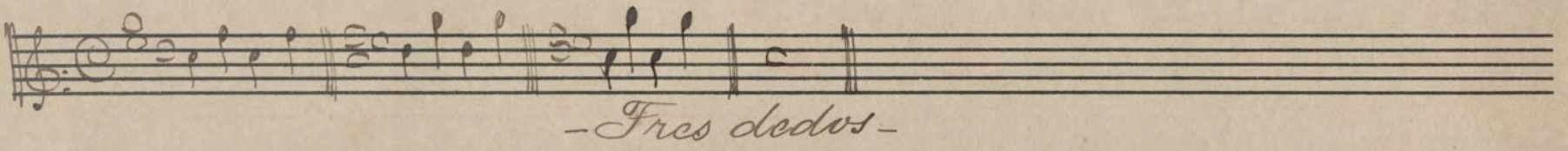


2

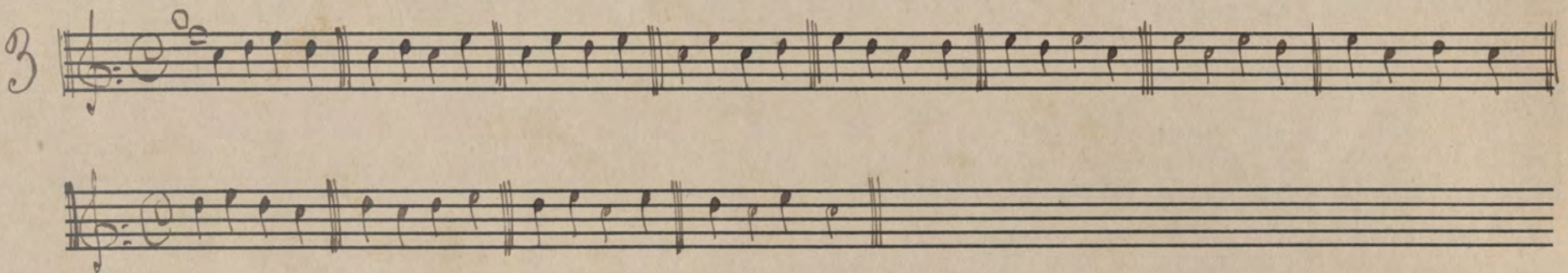
- 2 Dedos -




- Tres dedos -



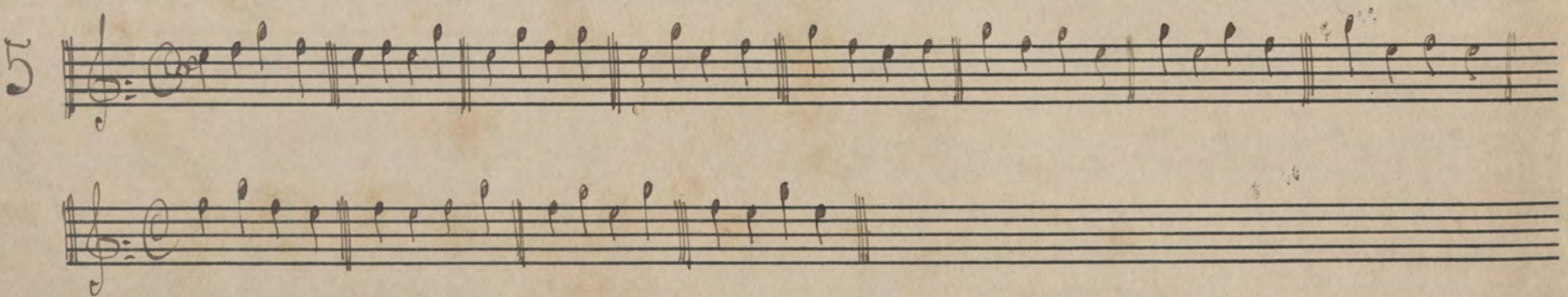
3



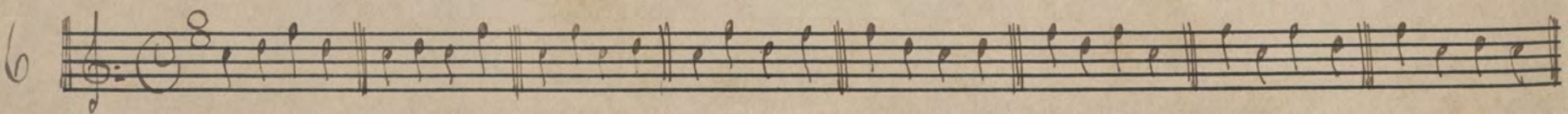
4



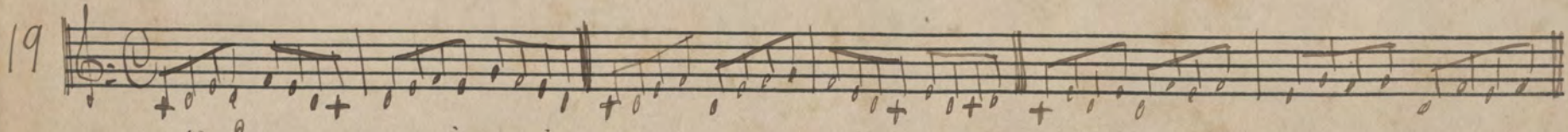
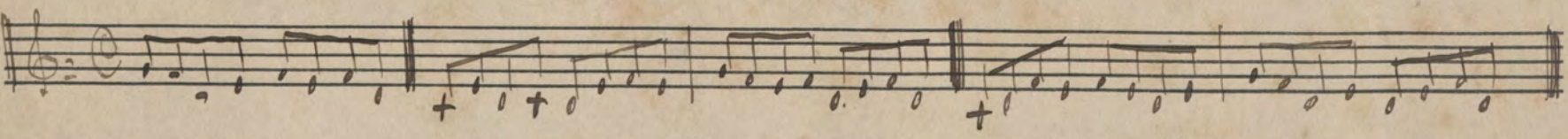
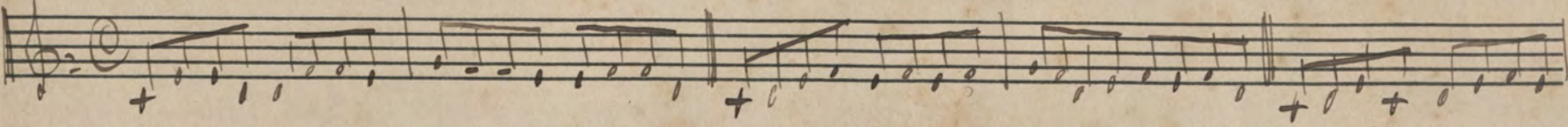
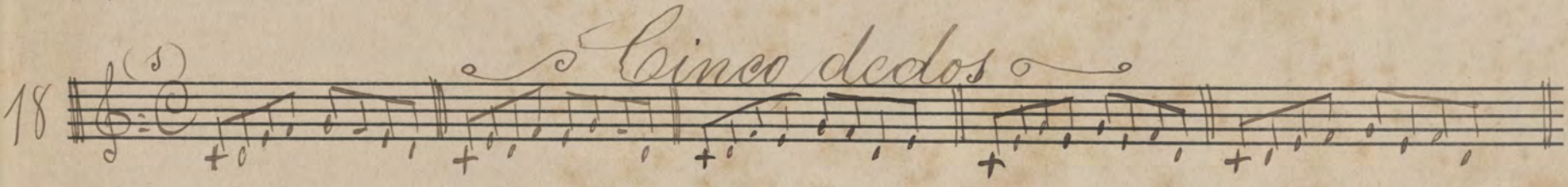
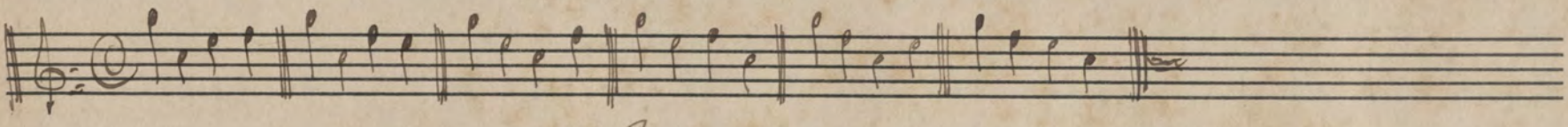
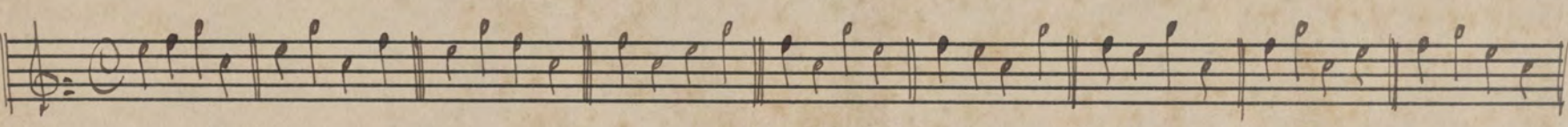
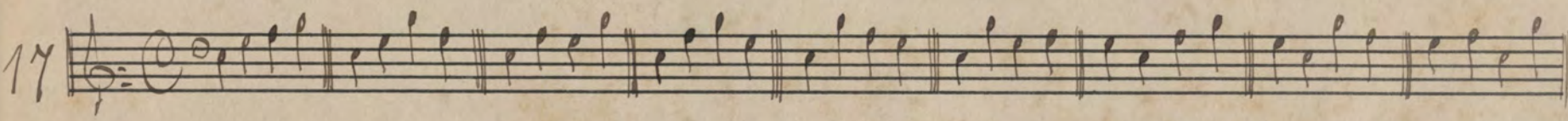
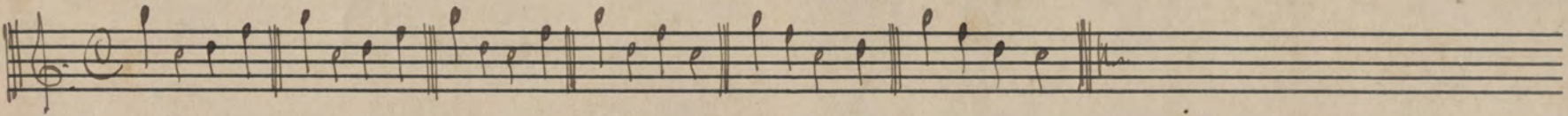
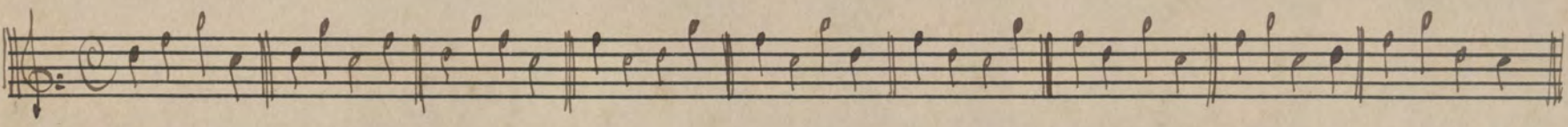
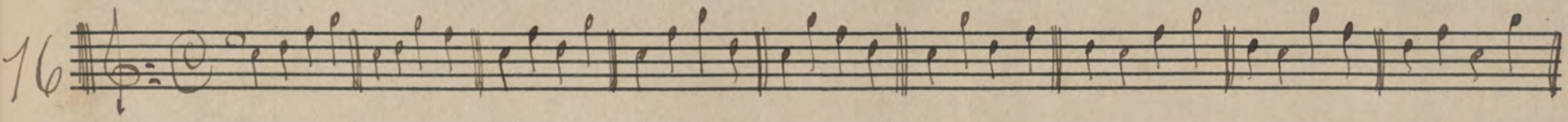
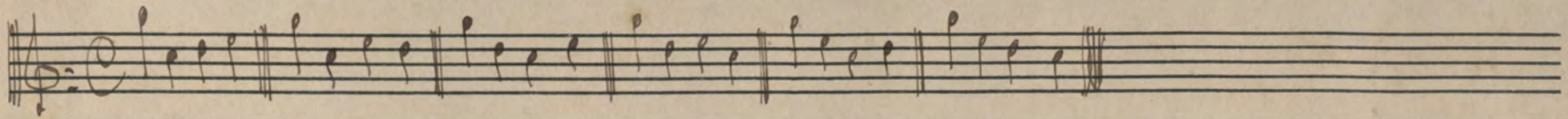
5



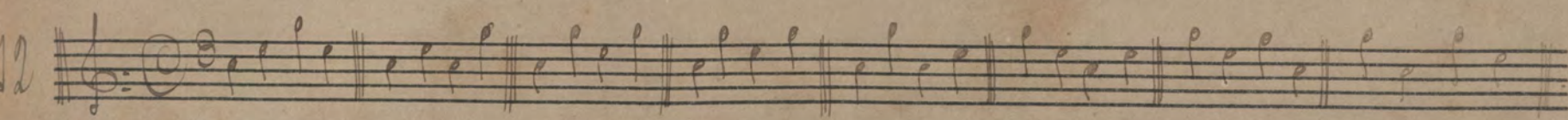
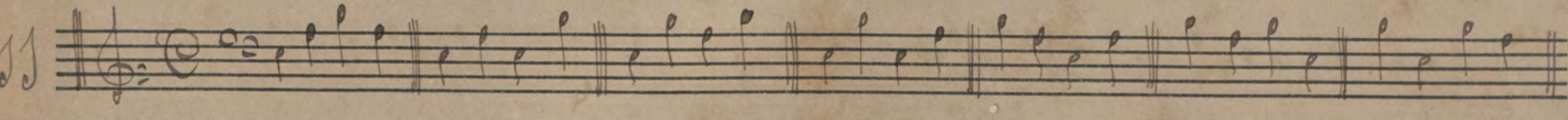
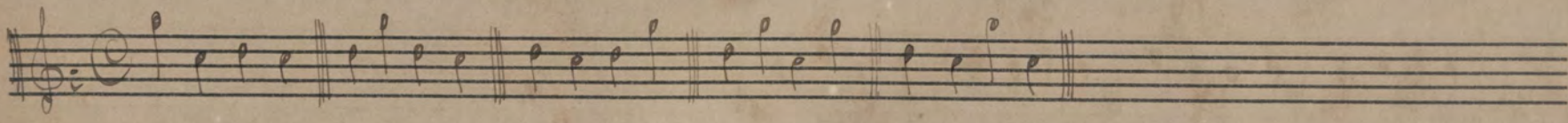
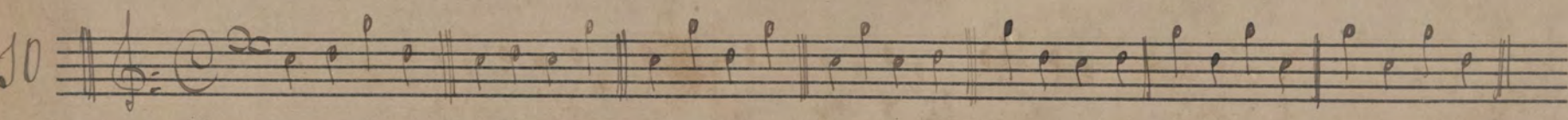
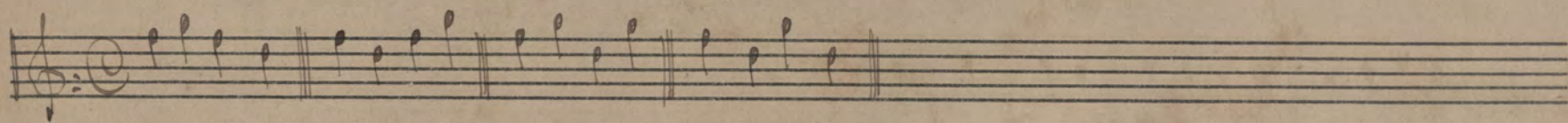

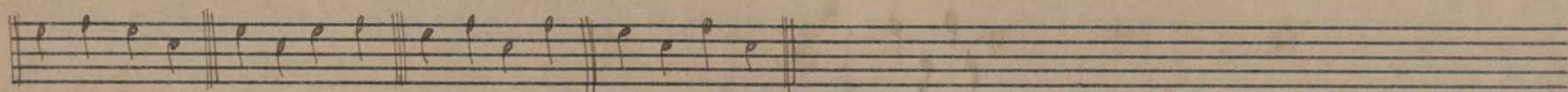
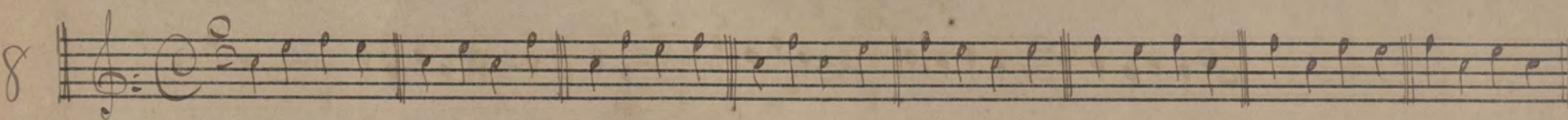


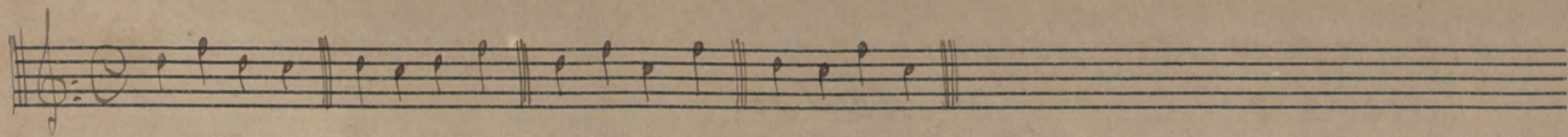
6



(5) La mano izquierda se colocara dos octavas mas baja.




(5) La mano izquierda en el mismo lugar que en los ejercicios anteriores.
Carl Fischer, New York.
No. 3-12 lines.
Made in Germany.



Carl Fischer, New York.

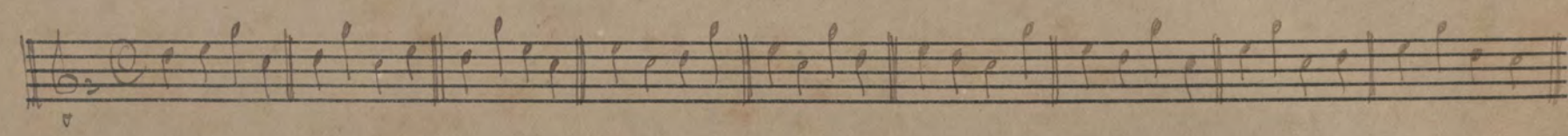
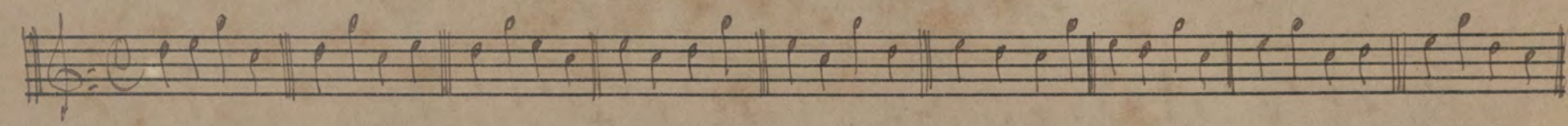


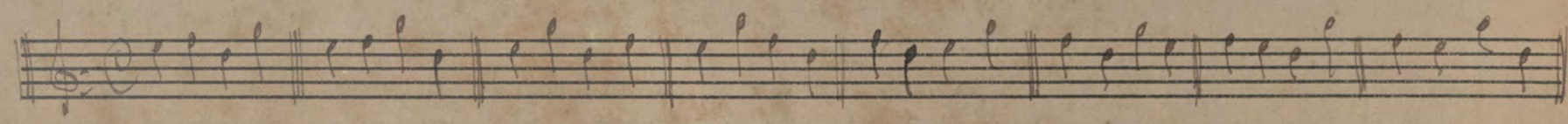
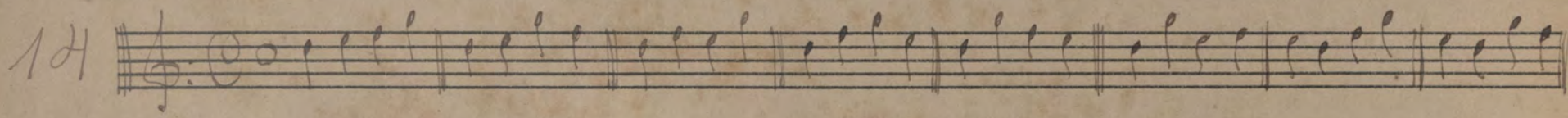

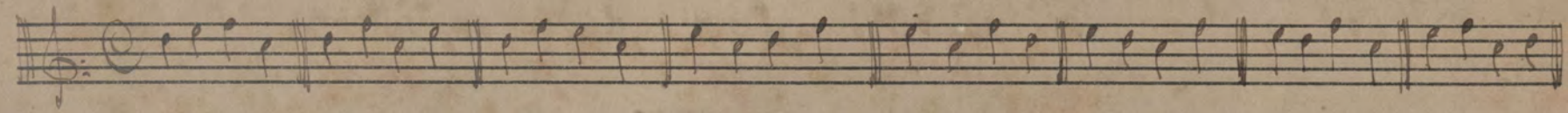
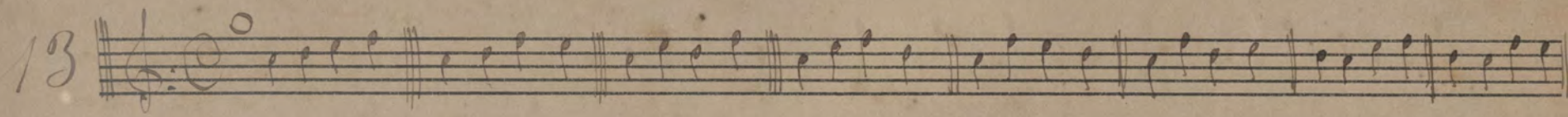
No. 3-12 lines.

Made in Germany.



Los ejercicios anteriores de 3 dedos son

~ Cuatro dedos ~



- Del ritmo -

Ritmo es la sucesion mas o menos libre de sonidos acentuados (fuertes) y de sonidos no acentuados (debiles).
 Una de las cualidades principales de la ejecucion es la acentuacion ritmica.

El ritmo consiste en una medida o relacion simetrica entre la duracion del tiempo y la del sonido.
 Se ha adoptado una division para determinar bien el ritmo y se le da a esa division el nombre de compas.

Terminados los ejercicios anteriores ejecutados con la ayuda del Metrónomo los del número 1 al 17 inclusive un golpe de diestro instrumento para cada negra; y los del 18 y 19, dos corchazos para cada golpe se procederá a trasportarlos a los 23 tonos o posiciones desde la posicion del tono de Do menor.

Mas sobre el metrónomo copiar lo de Gray después
(pag 15) se poner las 4 formas a b c d (2)

Presento las cuatro formas siguientes: A. B. C y D.

M-50
80
Para un dedo -
a (b) (c) (d)

a b c d
Para dos dedos -

a b c d
Para tres dedos -

a b c d
Para cuatro dedos -

a b c d
Para cinco dedos -

Estas diversas formas intrinsecas a, b, c y d aplicadas a los ejercicios de uno, dos, tres, cuatro y cinco dedos, se ejecutan con la ayuda del metrónomo y transportandolos. Son aplicables desde el numero 5 de la pagina A al 19 de la pagina B

(2) Póngase aquí lo del metrónomo musical de A a B pag 84

Empty musical staves for practice.

Primera parte

El estudio de las siguientes lecciones se practicará con las manos separadas y luego con las dos manos.

El profesor hará que el alumno cuente en alta voz los tiempos y ayudará acompañando en los bajos del piano a la medida. Explicará las figuras y su valor.

Moderato

1 2 3 4 5 4 3 2 1

1 2 3 4

1 2 3 4

2

1 2 3 2 1

5 4 3 4 5

1 2 3 4 1 2 3 4

1 2 3 4

3

1 2 3 4

3 4

3 4 1 2 3 4

3 4 1 2 3 4

4

1 2 3 4

1 2 3 4

1 2 3 4

1 2 3 4

1 2 3 4

1 2 3 4

1 2 3 4

1 2 3 4

5

1 2 3

5 4 3 4 5

1 2 3

6

Handwritten musical notation for system 6. The top staff is a treble clef with a common time signature (C). It contains a melodic line with eighth notes and some fingerings (1, 2, 3, 4, 3, 2, 1, 3, 2, 3, 4, 5). The bottom staff is a bass clef with a common time signature (C) and contains a bass line with whole notes.

7

Handwritten musical notation for system 7. The top staff is a treble clef with a common time signature (C). It contains a melodic line with eighth notes and some fingerings (1, 2, 3, 2, 4, 3, 2, 1). The bottom staff is a bass clef with a common time signature (C) and contains a bass line with whole notes.

8

Handwritten musical notation for system 8. The top staff is a treble clef with a common time signature (C). It contains a melodic line with eighth notes. The bottom staff is a bass clef with a common time signature (C) and contains a bass line with whole notes, some of which are marked with a '5'.

9



Handwritten musical notation for system 9. The top staff is a treble clef with a 3/4 time signature. It contains a melodic line with eighth notes. The bottom staff is a bass clef with a 3/4 time signature and contains a bass line with eighth notes.

10

Handwritten musical notation for system 10. The top staff is a treble clef with a common time signature (C). It contains a melodic line with eighth notes. The bottom staff is a bass clef with a common time signature (C) and contains a bass line with eighth notes.

11

Handwritten musical notation for system 11. The top staff is a treble clef with a common time signature (C). It contains a melodic line with eighth notes. The bottom staff is a bass clef with a common time signature (C) and contains a bass line with eighth notes, some marked with a '+' sign.



Handwritten musical notation for system 1. The system consists of two staves. The upper staff is in treble clef with a common time signature (C). It contains a sequence of notes with fingerings 1, 2, 3, 4, 5 written above. A double bar line is present. The lower staff is in bass clef with a common time signature (C) and contains notes with stems. A handwritten '1' is written above the first measure, and '1 2 3 4' is written below the first measure. A double bar line is present. To the left of the first measure, there is a handwritten '5' and a series of notes with stems.

Handwritten musical notation for system 2. The system consists of two staves. The upper staff is in treble clef with a common time signature (C). The lower staff is in bass clef with a common time signature (C). A handwritten '2' is written to the left of the first measure. A double bar line is present. The notation includes notes with stems and rests. '1 2 3 4' is written below the first measure, and '1 2 3 4' is written below the second measure.

Handwritten musical notation for system 3. The system consists of two staves. The upper staff is in treble clef with a common time signature (C). The lower staff is in bass clef with a common time signature (C). A handwritten '3' is written to the left of the first measure. A double bar line is present. The notation includes notes with stems and rests.

Handwritten musical notation for system 4. The system consists of two staves. The upper staff is in treble clef with a common time signature (C). The lower staff is in bass clef with a common time signature (C). A handwritten '4' is written to the left of the first measure. A double bar line is present. The notation includes notes with stems and rests.

Handwritten musical notation for system 5. The system consists of two staves. The upper staff is in treble clef with a 3/4 time signature. The lower staff is in bass clef with a 3/4 time signature. A handwritten '5' is written to the left of the first measure. A double bar line is present. The notation includes notes with stems and rests. '1 2 3' is written below the first measure.

6

7

8

9

10



11

12

si

13

a

b



d

e

Handwritten musical score for piano, consisting of 12 systems of two staves each. The notation includes treble and bass clefs, a common time signature (C), and various musical symbols such as notes, rests, and dynamic markings. The word "Moderato" is written in cursive above the fifth system. The score concludes with a double bar line and repeat signs.



Clave de Fa

Mano izquierda sola

Ejercicios - Cada ejercicio se repetira 4 o 6 veces nombrando las notas en alta voz.

do re mi fa sol

De las diferentes maneras de tocar -

La ejecucion de los ejercicios siguientes a dos manos y con distintas claves consiste en tocar simplemente las notas sin ligarlas ni picarlas.

do re mi fa sol

Para hacer la leccion n° 14 de esta pagina el alumno debe ir tocando el conversiente de las notas de las lineas y diatonicas de las lecciones n° 14, 15, 16 y 17 de las paginas 14, 15, 16 y 17 tocandolas en alta voz solidamente. Dicho trabajo se practicara durante el estudio de las lecciones n° 14, 15, 16 y 17.

15

Handwritten musical notation for system 15, measures 1-2. The system consists of two staves. The top staff is in treble clef and the bottom staff is in bass clef. The time signature is 2/4. The music features a sequence of eighth and sixteenth notes in both staves, with a repeat sign at the end of the second measure.

Handwritten musical notation for system 15, measures 3-4. The system consists of two staves. The top staff is in treble clef and the bottom staff is in bass clef. The time signature is 2/4. The music continues with eighth and sixteenth notes, ending with a repeat sign.

16

Handwritten musical notation for system 16, measures 1-2. The system consists of two staves. The top staff is in treble clef and the bottom staff is in bass clef. The time signature is common time (C). The music features a sequence of eighth and sixteenth notes in both staves, with a repeat sign at the end of the second measure.

17

Handwritten musical notation for system 17, measures 1-2. The system consists of two staves. The top staff is in treble clef and the bottom staff is in bass clef. The time signature is common time (C). The music features a sequence of eighth and sixteenth notes in both staves, with a repeat sign at the end of the second measure.

Handwritten musical notation for system 17, measures 3-4. The system consists of two staves. The top staff is in treble clef and the bottom staff is in bass clef. The time signature is common time (C). The music continues with eighth and sixteenth notes, ending with a repeat sign.

Handwritten musical notation for system 17, measures 5-6. The system consists of two staves. The top staff is in treble clef and the bottom staff is in bass clef. The time signature is common time (C). The music features a sequence of eighth and sixteenth notes in both staves, ending with a repeat sign.

18

Handwritten musical notation for system 18, measures 1-2. Treble clef, common time. Fingerings: 1 2 1, 2 3, 3, 4, 1, 4 3, 5 4.

Handwritten musical notation for system 18, measures 3-4. Treble clef, common time. Fingerings: 5, 4, 1.

19

Handwritten musical notation for system 19, measures 1-2. Treble clef, common time. Fingerings: 1, 3 4 2 3 5.

Handwritten musical notation for system 19, measures 3-4. Treble clef, common time. Fingerings: 5 1 3, 5 1 2 3, 5 1 3, 5 1 3, 3 1 5.

20

Handwritten musical notation for system 20, measures 1-2. Treble clef, 3/4 time. Fingerings: 2 3, 3 5.

Handwritten musical notation for system 20, measures 3-4. Treble clef, 3/4 time.



Carl Fischer, New York.
No. 3-12 lines.
Made in Germany.

21

22

23

Los siguientes ejercicios de recordar el teclado se alternaran su estudio con el de las siguientes lecciones melódicas, escalas, estudios y arpeggios.

(Después de la lección 23.)

Exercicios para recorrer el teclado aplicando el ritmo a

Fabermeyer, p. 150

Recorrer el teclado



Carl Fischer, New York.
No. 3-12 lines.
Made in Germany.

1 4 2 5 1 4 2 5

4

Musical staff with notes and a treble clef.

+ 5 2 4 1 5 2 4 1

Musical staff with notes and a treble clef.

5

Musical staff with notes and a treble clef.

Musical staff with notes and a treble clef.

Musical staff with notes and a treble clef.

Musical staff with notes and a treble clef.

6

Musical staff with notes and a treble clef.

Musical staff with notes and a treble clef.

4

Musical staff with notes and a treble clef.

Musical staff with notes and a treble clef.

Musical staff with notes and a treble clef.

Musical staff with notes and a treble clef.

Del paso del pulgar -

El profesor cuidará de que

Mano derecha

Handwritten musical notation for the first system, featuring a treble clef, a common time signature, and a series of notes with fingerings (1, 2, 3) above them.

24

Handwritten musical notation for the second system, including a treble clef, a common time signature, and notes with fingerings (1, 2, 3, 4) and a slur.

Handwritten musical notation for the third system, including a treble clef, a common time signature, and notes with fingerings (2, 1, 3, 1, 3, 2, 1) and a slur.

Handwritten musical notation for the fourth system, including a treble clef, a common time signature, and notes with fingerings (1, 3, 1) and a slur.

Handwritten musical notation for the fifth system, including a treble clef, a common time signature, and notes with fingerings (1, 3) and a slur.

Handwritten musical notation for the sixth system, including a treble clef, a common time signature, and notes with fingerings (1, 3) and a slur.



Estas recreaciones se colocaron
después de la página siguiente

25

Ejercicios

Recreación

Recreación

26

Es de gran importancia - El trabajo de las siguientes escalas y paso del fulgor
que antecede a estas y ejercicios de recorrer el teclado se
hacerá en sus estudios separadamente de los estudios y recreaciones.

Paso del fulgar *M. Derecho* *Mano Izquierda*

Dg mayor - Escala

Estudio

Arpeggio 1ª Posicion *2ª Posicion* *3ª P.*



Carl Fischer, New York.
No. 3-12 lines.
Made in Germany.

La mano izquierda una 8va mas baja
(1) Esta combinacion se colocara al imprimirse
debajo del arpeggio 3.

Operación de reconvos et Reducido antes
de la menor

12 *2 5 4 3* *2 5 4 3*
4 3 2 *1 4 3 2*
Musical notation on a single staff with treble clef and common time signature.

5 2 3 4 *5 2 3 4* *5 2 3 4*
4 1 2 3 *4 1 2 3* *4 1 2 3*
Musical notation on a single staff with treble clef and common time signature.

1 4 3 2 *1 4 3 2*
2 5 4 3 *2 5 4 3*
1 5 2 3
3 - 3
Musical notation on a single staff with treble clef and common time signature.

Musical notation on a single staff with treble clef and common time signature.

5 4 2
+ 1 2 4
Musical notation on a single staff with treble clef and common time signature.

Musical notation on a single staff with treble clef and common time signature.

4 3 4 5 *3 4 5*
5 4 1 2 *5 4 1 2* *5 4 1 2*
5 4 1 2 *5 4 1 2* *5 4 1 2*
Musical notation on a single staff with treble clef and common time signature.

4 1 4 5 *4 1 4 5* *4 1 4 5* *4 1 4 5* *4 1 4 5* *4 1 4 5*
2 5 1 2 *1 2 5* *1 2 5* *1 2 5* *1 2 5* *1 2 5*
Musical notation on a single staff with treble clef and common time signature.

16 Musical notation on a single staff with treble clef and common time signature.

Musical notation on a single staff with treble clef and common time signature.

17 Musical notation on a single staff with treble clef and common time signature.

Musical notation on a single staff with treble clef and common time signature.



Carl Fischer, New York.
No. 3-12 lines.
Made in Germany.

La menor

Armonica

Handwritten musical notation for Armonica, consisting of two staves. The top staff contains a series of notes with some accidentals, and the bottom staff contains a corresponding bass line. There are some handwritten markings above the notes, possibly indicating fingerings or dynamics.

Melódica

Handwritten musical notation for Melódica, consisting of two staves. The top staff contains a series of notes with some accidentals, and the bottom staff contains a corresponding bass line. There are some handwritten markings above the notes, possibly indicating fingerings or dynamics.

Estudio

Handwritten musical notation for Estudio, consisting of two staves. The top staff contains a series of notes with some accidentals, and the bottom staff contains a corresponding bass line. There are some handwritten markings above the notes, possibly indicating fingerings or dynamics.

sempre legato

Handwritten musical notation for the 'sempre legato' section, consisting of two staves. The top staff contains a series of notes with some accidentals, and the bottom staff contains a corresponding bass line. There are some handwritten markings above the notes, possibly indicating fingerings or dynamics.

1^a p.

2^a p.

3^a p.

Handwritten musical notation for the first three parts (1^a p., 2^a p., 3^a p.), consisting of two staves. The top staff contains a series of notes with some accidentals, and the bottom staff contains a corresponding bass line. There are some handwritten markings above the notes, possibly indicating fingerings or dynamics.

4^a p.

5^a p.

Handwritten musical notation for the last two parts (4^a p., 5^a p.), consisting of two staves. The top staff contains a series of notes with some accidentals, and the bottom staff contains a corresponding bass line. There are some handwritten markings above the notes, possibly indicating fingerings or dynamics.



Carl Fischer, New York.
No. 3-12 lines.
Made in Germany.

Handwritten musical score for piano, consisting of six systems of two staves each. The notation includes treble and bass clefs, a common time signature, and various musical symbols such as notes, rests, and dynamic markings like 'p' and 'pp'. Fingerings are indicated by numbers 1-5 above or below notes. The score concludes with a double bar line and repeat dots.

Al terminar el alumno la lección anterior el profesor debe escoger de otros autores otros melodicos del mismo grado de fuerza y lectura para acostumbrar el alumno a re-entender. El mismo profesor debe de su propia inspiración escribir dichos otros en 1^{er} grado logrando al mismo tiempo a su discípulo acostumbrarlo desde sus primeros pasos a leer música manuscrita.

De la posicion del cuerpo

He tratado en mi humilde obra imponer mi pobre opinion y acido á la de connotados profesores como un homenaje que rindo á sus respetables conocimientos y consejos. Siendo de suma importancia la posicion del cuerpo, Don Pedro Obbeniz recomienda lo que:

"Para obtener, ó mejor dicho para conservar una actitud erizada y natural prescindiendo el fuero, debe tener el sitio oportuno un asiento proporcional á su talla y altura del teclado; sentarse bien derecho, de cara precisamente al centro y colocar los pies por frente de los pedales, de modo que pueda servirse de ellos con facilidad y sin perder su posicion.

La altura del asiento y la distancia entre el cuerpo y el teclado se deben calcular de manera que dejando caer el brazo natural y verticalmente á lo largo del cuerpo, llegue á quedar el codo en forma mas elevada que las teclas. La situacion del antebrazo debe ser perfectamente horizontal; la mano debe estar redondeada y los dedos arqueados sin la menor violencia, procurando que estos estén bien arqueados bastante introducidos sobre las teclas blancas para que alzoncen facilmente á las negras."

Véase la siguiente lamina.

Handwritten musical score for guitar, consisting of six systems of two staves each. The notation includes treble and bass clefs, a key signature of one sharp (F#), and a 3/4 time signature. The music features a mix of chords and melodic lines. Fingerings are indicated by numbers 1-5 above notes. Chords are marked with a '+' sign. The score concludes with a double bar line and repeat dots.



Carl Fischer, New York.
 No. 3-12 lines.
 Made in Germany.

*Quinta de la menor se forma
 con la 3ª y la 5ª escalas, y con
 el suelta de Chacony en sus 3ª y 4ª*

Paso del pulgar M. D. M. Y.

Sol mayor-

Handwritten musical notation for the first system, including treble and bass staves with notes and rests.

Handwritten musical notation for the second system, including treble and bass staves with notes and rests.

Handwritten musical notation for the third system, including treble and bass staves with notes and rests.

Handwritten musical notation for the fourth system, including treble and bass staves with notes and rests.

Handwritten musical notation for the fifth system, including treble and bass staves with notes and rests.

Handwritten musical notation for the sixth system, including treble and bass staves with notes and rests.

Handwritten musical notation for the seventh system, including treble and bass staves with notes and rests.

Ejercicios de recorreo de teclado antes del trío de sol mayor

18

Handwritten musical exercise 18, consisting of two staves. The top staff has a treble clef and a key signature of one sharp (F#). The bottom staff has a bass clef. Both staves contain a sequence of notes with fingerings (1-5) written above them. The exercise ends with a double bar line and repeat dots.

19

Handwritten musical exercise 19, consisting of two staves. The top staff has a treble clef and a key signature of one sharp (F#). The bottom staff has a bass clef. Both staves contain a sequence of notes with fingerings (1-5) written above them. The exercise ends with a double bar line and repeat dots.

20

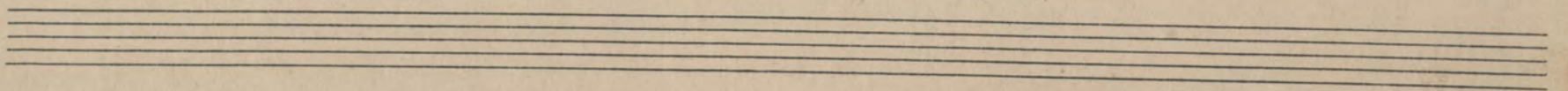
Handwritten musical exercise 20, consisting of two staves. The top staff has a treble clef and a key signature of one sharp (F#). The bottom staff has a bass clef. Both staves contain a sequence of notes with fingerings (1-5) written above them. The exercise ends with a double bar line and repeat dots.

21

Handwritten musical exercise 21, consisting of two staves. The top staff has a treble clef and a key signature of one sharp (F#). The bottom staff has a bass clef. Both staves contain a sequence of notes with fingerings (1-5) written above them. The exercise ends with a double bar line and repeat dots.

22

Handwritten musical exercise 22, consisting of two staves. The top staff has a treble clef and a key signature of one sharp (F#). The bottom staff has a bass clef. Both staves contain a sequence of notes with fingerings (1-5) written above them. The exercise ends with a double bar line and repeat dots.



24

25

26

27

28

29



Recreación

Handwritten musical notation for the first system of 'Recreación'. It consists of two staves. The upper staff is in treble clef with a key signature of one sharp (F#) and a common time signature (C). The lower staff is in bass clef with a common time signature (C). Fingerings are indicated by numbers 1-5 above notes. The first measure has a fingering of 2 3 1 4. The second measure has a fingering of 2. The third measure has a fingering of 5 4. The fourth measure has a fingering of 1 2 3 2 1.

Handwritten musical notation for the second system of 'Recreación'. It consists of two staves. The upper staff is in treble clef with a key signature of one sharp (F#) and a common time signature (C). The lower staff is in bass clef with a common time signature (C). Fingerings are indicated by numbers 1-5 above notes. The first measure has a fingering of 2 4 3. The second measure has a fingering of 2 4 3. The third measure has a fingering of 2 4 3 2.

Handwritten musical notation for the third system of 'Recreación'. It consists of two staves. The upper staff is in treble clef with a key signature of one sharp (F#) and a common time signature (C). The lower staff is in bass clef with a common time signature (C). Fingerings are indicated by numbers 1-5 above notes. The first measure has a fingering of 1 3 2 3 2 1 3 2. The second measure has a fingering of 1 3 2 3 2 1 3 2. The third measure has a fingering of 1 3 2 4 3 2 1 0. The fourth measure has a fingering of 5 4 3.

Recreación

Handwritten musical notation for the first system of the second 'Recreación' piece. It consists of two staves. The upper staff is in treble clef with a key signature of one sharp (F#) and a 3/4 time signature. The lower staff is in bass clef with a 3/4 time signature. Fingerings are indicated by numbers 1-5 above notes. The first measure has a fingering of 3.

Handwritten musical notation for the second system of the second 'Recreación' piece. It consists of two staves. The upper staff is in treble clef with a key signature of one sharp (F#) and a 3/4 time signature. The lower staff is in bass clef with a 3/4 time signature. Fingerings are indicated by numbers 1-5 above notes. The first measure has a fingering of 2 4 3 1.

Handwritten musical notation for the third system of the second 'Recreación' piece. It consists of two staves. The upper staff is in treble clef with a key signature of one sharp (F#) and a 3/4 time signature. The lower staff is in bass clef with a 3/4 time signature. Fingerings are indicated by numbers 1-5 above notes. The first measure has a fingering of 1 3 2 3 4 3. The second measure has a fingering of 2 3 1 2 3. The third measure has a fingering of 1 3 2 3 4 3. The fourth measure has a fingering of 1 3 2 3 4 3.

Recreación en la 3ª y 5ª de dedos
 en 3 posiciones de la mano



Carl Fischer, New York.
 No. 3-12 lines.
 Made in Germany.

M. 9

Allegretto

Annuncia

Melodica


Moderato

Estudio


S.P.

Revenir el teclado antes de mi mano

Falkenberg
p. ppa



Revenir el teclado



Recreacion

A handwritten musical score for a piece titled "Recreacion". The score is written on ten staves, organized into five systems of two staves each. The notation includes treble and bass clefs, a key signature of one sharp (F#), and a 3/4 time signature. The music features a variety of rhythmic patterns, including eighth and sixteenth notes, and rests. There are several instances of fingerings (e.g., 1, 2, 3, 4, 5) and dynamic markings such as *pp* and *mf*. The score concludes with a double bar line and a final chord.



Carl Fischer, New York.
No. 3-12 lines.
Made in Germany.

Recreación

Para soltura musical

Moderato

The first system of music consists of two staves. The upper staff is in treble clef and contains a series of eighth notes with accents, some beamed together. The lower staff is in bass clef and contains a series of eighth notes, some with accents, and some marked with a cross symbol. The word "simile" is written above the lower staff towards the right side.

The second system of music consists of two staves. The upper staff is in treble clef and contains a series of eighth notes, some beamed together. The lower staff is in bass clef and contains a series of eighth notes, some beamed together.

The third system of music consists of two staves. The upper staff is in treble clef and contains a series of eighth notes, some beamed together. The lower staff is in bass clef and contains a series of eighth notes, some beamed together.

The fourth system of music consists of two staves. The upper staff is in treble clef and contains a series of eighth notes, some beamed together. The lower staff is in bass clef and contains a series of eighth notes, some beamed together.

The fifth system of music consists of two staves. The upper staff is in treble clef and contains a series of eighth notes, some beamed together. The lower staff is in bass clef and contains a series of eighth notes, some beamed together.

The sixth system of music consists of two staves. The upper staff is in treble clef and contains a series of eighth notes, some beamed together. The lower staff is in bass clef and contains a series of eighth notes, some beamed together.

Pareo del Julgar M. 2

Re mayor

Estudio

And. min.

10.

4 veces



Carl Fischer, New York.
No. 3-12 lines.
Made in Germany.

Recreation

Handwritten musical notation for the first system. The top staff is in treble clef with a key signature of one sharp (F#) and a common time signature (C). The bottom staff is in bass clef. The music consists of a series of eighth and sixteenth notes, with some rests and a '+' sign above a note in the first measure.

Handwritten musical notation for the second system. The top staff continues the melody with eighth notes and some slurs. The bottom staff provides harmonic support with chords and single notes. There are some '+' signs above notes in the top staff.

Handwritten musical notation for the third system. The top staff features more complex rhythmic patterns with eighth and sixteenth notes, including some triplets. The bottom staff continues with chords and single notes. There are '+' signs above notes in the top staff.

Handwritten musical notation for the fourth system. The top staff includes many slurs and fingerings (1-5) for the notes. The bottom staff continues with chords and single notes.

Handwritten musical notation for the fifth system. The top staff has slurs and fingerings. The bottom staff includes some dynamic markings like 'f' and 'p' and some '+' signs above notes.

Handwritten musical notation for the sixth system. The top staff has slurs and fingerings. The bottom staff ends with a double bar line and some scribbles.

Recitativo

Andante

Handwritten musical score for guitar, consisting of 12 staves. The score is written in treble and bass clefs with a key signature of one sharp (F#). It includes various musical notations such as notes, rests, and fingerings. The first staff is labeled "Recitativo" and the tempo is "Andante". The notation includes many triplets and complex chordal structures. The piece concludes with a double bar line and a fermata on the final note of the 12th staff.



Carl Fischer, New York.
 No. 3-12 lines.
 Made in Germany.

M. 1

f *meno*

Andante

Melodica

Etudii

Revenir el teclado antes de terminar

Falkenberg N. fya

Revenir el teclado -

Recreacion

A handwritten musical score for a piece titled "Recreacion". The score is written on 12 staves, organized into six systems of two staves each. The notation includes treble and bass clefs, a key signature of one sharp (F#), and a 3/4 time signature. The music features a variety of rhythmic patterns, including eighth and sixteenth notes, and rests. There are several instances of triplets and slurs. Fingerings are indicated by numbers 1-5 above or below notes. The score concludes with a double bar line and a fermata over the final note.



Carl Fischer, New York.
No. 3-12 lines.
Made in Germany.

Mitald beem tot y lu tha tot

Recreium

Andante

Handwritten musical notation on a five-line staff, including a treble clef, a key signature of one sharp (F#), and a common time signature (C). The notation features a series of notes with various fingerings indicated by numbers 1-5 above them.

Handwritten musical notation on a five-line staff, continuing the piece with a treble clef and a common time signature. The notes are connected by slurs, and there are some dynamic markings.

Handwritten musical notation on a five-line staff, featuring a treble clef and a common time signature. The notation includes a series of chords and melodic lines.

Handwritten musical notation on a five-line staff, continuing the composition with a treble clef and a common time signature. The notes are mostly quarter and eighth notes.

Handwritten musical notation on a five-line staff, featuring a treble clef and a common time signature. The notation includes a series of chords and melodic lines.

Handwritten musical notation on a five-line staff, continuing the composition with a treble clef and a common time signature. The notes are mostly quarter and eighth notes.

Handwritten musical notation on a five-line staff, featuring a treble clef and a common time signature. The notation includes a series of chords and melodic lines.

Handwritten musical notation on a five-line staff, continuing the composition with a treble clef and a common time signature. The notes are mostly quarter and eighth notes.

Handwritten musical notation on a five-line staff, featuring a treble clef and a common time signature. The notation includes a series of chords and melodic lines.

Handwritten musical notation on a five-line staff, continuing the composition with a treble clef and a common time signature. The notes are mostly quarter and eighth notes.

Handwritten musical notation on a five-line staff, featuring a treble clef and a common time signature. The notation includes a series of chords and melodic lines.

Handwritten musical notation on a five-line staff, continuing the composition with a treble clef and a common time signature. The notes are mostly quarter and eighth notes.



Carl Fischer, New York.
No. 3-12 lines.
Made in Germany.

M.G. M.Y.

3 1 2 3 4 3 2 1 4 1 2 1 3 2 1 2 3 1 1 4 3 2

Handwritten musical notation on two staves, featuring complex rhythmic patterns and slurs.

Adagio
Estudio

Handwritten musical notation on two staves, the second staff has a 'p' dynamic marking.

Handwritten musical notation on two staves, featuring slurs and accents.

Handwritten musical notation on two staves, featuring slurs and accents.

Handwritten musical notation on two staves, featuring fingerings and slurs.

Handwritten musical notation on a single staff, featuring slurs and accents.

mi
ma

Handwritten musical notation on a single staff, featuring slurs and accents.

Moderato

Recitativo

*Il dolce si quiesce accennando un pastorale
 parabolico in modo di un bel pastore
 che si muove con grazia e pace
 siccome il daino in un bosco.*



Carl Fischer, New York.
 No. 3-12 lines.
 Made in Germany.

Allegretto C°

Recreoium

The musical score is written on ten systems of staves. Each system consists of a treble clef staff and a bass clef staff. The key signature is one sharp (F#), and the time signature is 3/4. The notation includes various rhythmic values, rests, and ornaments (marked with '+'). Fingerings are indicated by numbers 1-5 above or below notes. The piece concludes with a double bar line and a final flourish in the bass staff.

Esta lección se colocará
después de la C.

1

Handwritten musical notation for the first system, featuring a treble and bass staff with notes, rests, and fingerings (5, 3, 4, 5).

Handwritten musical notation for the second system, featuring a treble and bass staff with notes, rests, and fingerings (2, 1, 3, 2, 3, 2, 3).

Handwritten musical notation for the third system, featuring a treble and bass staff with notes, rests, and fingerings (2, 5, 1, 3, 5, 4, 1, 4).

Handwritten musical notation for the fourth system, featuring a treble and bass staff with notes, rests, and fingerings (2, 1, 4).

Handwritten musical notation for the fifth system, featuring a treble and bass staff with notes, rests, and fingerings (5, 1, 2, 3, 5, 3, 2).

Handwritten musical notation for the sixth system, featuring a treble and bass staff with notes, rests, and fingerings (1, 3, 3, 2, 1, 3, 2, 1, 2, 3).



Carl Fischer, New York.
No. 3-12 lines.
Made in Germany.

✓

Reverer el teclado antes de la leccion
siguiente de La mayor B.

Falsetas p. figu

Reverer el teclado

30



Carl Fischer, New York.
 No. 3-12 lines.
 Made in Germany.

Recuerdos de la infancia

Andantino

The image shows a handwritten musical score for guitar, consisting of eight systems of staves. The score is written in treble and bass clefs with a key signature of one sharp (F#) and a 2/4 time signature. The tempo is marked 'Andantino'. The piece is titled 'Recuerdos de la infancia' and includes the instruction 'Espressivo'. The notation includes various rhythmic patterns, such as triplets and sixteenth-note runs, and is heavily annotated with fingerings (numbers 1-5) and accents (+). The manuscript is on aged, slightly stained paper.

Recreación

A handwritten musical score for a piece titled "Recreación". The score is written on 12 staves, organized into six systems of two staves each. The notation includes treble and bass clefs, a key signature of one sharp (F#), and a common time signature (C). The music features a variety of rhythmic patterns, including eighth and sixteenth notes, and rests. There are several instances of slurs and ties. In the sixth system, the first staff contains a sequence of notes with fingerings indicated by numbers 1-5. The final system concludes with a double bar line and a fermata over the final note.



Carl Fischer, New York.
No. 3-12 lines.
Made in Germany.

M. D.

Musical staff for M. D. featuring handwritten notes and fingerings (1, 2, 3, 4) above the staff.

M. G.

Musical staff for M. G. featuring handwritten notes and fingerings (1, 2, 3, 4) above the staff.

Fa# menor

Musical staff for Fa# menor featuring handwritten notes and fingerings (1, 2, 3, 4) above the staff.

Armonica

Musical staff for Armonica featuring handwritten notes and fingerings (1, 2, 3, 4) above the staff.

Melodica

Musical staff for Melodica featuring handwritten notes and fingerings (1, 2, 3, 4) above the staff.

Alfardis

Musical staff for Alfardis featuring handwritten notes and fingerings (1, 2, 3, 4) above the staff.

Two musical staves with handwritten notes and fingerings (1, 2, 3, 4) above the staff.

Musical staff with handwritten notes and fingerings (1, 2, 3, 4) above the staff.

Musical staff with handwritten notes and fingerings (1, 2, 3, 4) above the staff.

Figuras lecciones en Compas breves o largos

El Compañero binario o mayor
Esta lección después de la
de fat menor

All. Moderato



All^o Moderato

This is a handwritten musical score for a piece titled "Allo Moderato". The score is written on aged paper and consists of 12 systems, each with a treble and bass staff. The key signature is two sharps (F# and C#), and the time signature is common time (C). The notation includes various rhythmic values, slurs, and dynamic markings. The piece concludes with a double bar line and repeat signs.

Transportiere das 54 de mit pag 106

Recreation
Largo
Adagio
Allegretto

Handwritten musical notation on two staves. The top staff is in treble clef and the bottom in bass clef. Both are in G major (one sharp). The music consists of a series of eighth and sixteenth notes, some beamed together, with various rests and phrasing slurs.

Handwritten musical notation on two staves. The top staff is in treble clef and the bottom in bass clef. The music continues with similar rhythmic patterns. A "Fin" marking is written above the top staff towards the end of the section.

Handwritten musical notation on two staves. The top staff is in treble clef and the bottom in bass clef. The notation includes various note values and rests, with some notes marked with a "+" sign.

Handwritten musical notation on two staves. The top staff is in treble clef and the bottom in bass clef. The music features a mix of eighth and sixteenth notes, with some beaming and phrasing slurs.

Handwritten musical notation on two staves. The top staff is in treble clef and the bottom in bass clef. The notation continues with similar rhythmic and melodic patterns.

Handwritten musical notation on two staves. The top staff is in treble clef and the bottom in bass clef. The music concludes with a final cadence, marked with a double bar line and a fermata.



Carl Fischer, New York.
No. 3-12 lines.
Made in Germany.

Adagio

Handwritten musical notation on two staves. The top staff begins with a treble clef, a key signature of one sharp (F#), and a 4/4 time signature. The music consists of several measures of notes, some with slurs and accents. The bottom staff continues the melody with similar notation.

Handwritten musical notation on two staves. The top staff continues the melodic line with various note values and slurs. The bottom staff provides a harmonic accompaniment with chords and single notes.

Handwritten musical notation on two staves. The top staff features a series of notes, some with slurs. The bottom staff continues the accompaniment with rhythmic patterns.

Handwritten musical notation on two staves. The top staff shows a melodic phrase with slurs. The bottom staff includes the word "Fin" written above the staff, indicating the end of a section.

Handwritten musical notation on two staves. The top staff contains a melodic line with slurs and accents. The bottom staff continues the accompaniment with chords and notes.

Handwritten musical notation on two staves. The top staff features a melodic line with slurs and accents. The bottom staff includes a final section of accompaniment, ending with a double bar line and a fermata.

Modérato

Opus 10 No. 10
en sol majeur
pour piano




Carl Fischer, New York.
No. 3-12 lines.
Made in Germany.

Mi mayor

M. D. 1 2 3 1 2 3 2 2 3 4 1 2 1 4 3 M. G. 1 2 3 1 2 3 1 4 3 2 1 2 3 4

Estudio



Con figured de las lecciones ultima combina
da de la parte de la mayor a Fa# menor de este academ.

Moderate

Recrea-



Carl Fischer, New York.
No. 3-12 lines.
Made in Germany.

Hand

Armonica

Melodica

Allegretto

Handwritten musical notation on a single staff, starting with a treble clef, a key signature of one sharp (F#), and a 2/4 time signature. The notes are mostly quarter and eighth notes.

Ad libitum

Handwritten musical notation on a single staff, starting with a treble clef, a key signature of one sharp (F#), and a 2/4 time signature. The notes are mostly quarter and eighth notes.

Handwritten musical notation on a single staff, starting with a treble clef, a key signature of one sharp (F#), and a 2/4 time signature. The notes are mostly quarter and eighth notes.

Handwritten musical notation on a single staff, starting with a treble clef, a key signature of one sharp (F#), and a 2/4 time signature. The notes are mostly quarter and eighth notes.

Handwritten musical notation on a single staff, starting with a treble clef, a key signature of one sharp (F#), and a 2/4 time signature. The notes are mostly quarter and eighth notes.

Handwritten musical notation on a single staff, starting with a treble clef, a key signature of one sharp (F#), and a 2/4 time signature. The notes are mostly quarter and eighth notes.

Handwritten musical notation on a single staff, starting with a treble clef, a key signature of one sharp (F#), and a 2/4 time signature. The notes are mostly quarter and eighth notes.

Handwritten musical notation on a single staff, starting with a treble clef, a key signature of one sharp (F#), and a 2/4 time signature. The notes are mostly quarter and eighth notes.

Handwritten musical notation on a single staff, starting with a treble clef, a key signature of one sharp (F#), and a 2/4 time signature. The notes are mostly quarter and eighth notes.

Handwritten musical notation on a single staff, starting with a treble clef, a key signature of one sharp (F#), and a 2/4 time signature. The notes are mostly quarter and eighth notes.

Handwritten musical notation on a single staff, starting with a treble clef, a key signature of one sharp (F#), and a 2/4 time signature. The notes are mostly quarter and eighth notes.

Finis

Handwritten musical notation on a single staff, starting with a treble clef, a key signature of one sharp (F#), and a 2/4 time signature. The notes are mostly quarter and eighth notes.

Observacion Importante - El alumno alternara las siguientes decimas de Si mayor, Sol # menor, Do # mayor y La # menor con los ejercicios y escalas cromaticas de la pag * y las que siguen de bemoles



Carl Fischer, New York.
No. 3-12 lines.
Made in Germany.

Sol mayor

M. D.

M. G.

Musical staff with notes and fingerings: 1 2 1 3 2, 2 3 4 1 2 1 4 3, 2 1 4 3, 1 2 3 4 1, 1 2 1 4

Musical staff with notes and fingerings: 1 2 3 4 5, 2 3 4 5, 1 2 3 4 5, 1 2 3 4 5, 1 2 3 4 5, 1 2 3 4 5, 1 2 3 4 5, 1 2 3 4 5

Andante

Musical staff with notes and fingerings: 1 4, 4 1, 1 2, 1 3, 3 2, 1 3, 1 3

Estudios

Musical staff with notes and fingerings: 4 2 1 2 1 3, 2 1, 5 3 1

Musical staff with notes and fingerings: 3 5, 2 5, 2 5, 1 3, 2 1, 4 2

Musical staff with notes and fingerings: 2 1, 3 1, 3 2, 2, 4 2 1, 5 2 1, 3 2 4

Musical staff with notes and fingerings: 4 1 2, 4 2 1 2, 1 2 3, 1 2 4, 1 2, 1 2, 1 2, 1 2

Musical staff with notes and fingerings: 2 1, 4 2 1, 3 2 1, 4 2 1, 3 2 1, 3 1 5

Musical staff with notes and fingerings: 1 2 3, 2 3 4, 5 3 2 1 3 4 1, 5 3 2 1 3 4 1

Musical staff with notes and fingerings: 5 3 2 1 3 4 1, 5 3 2 1 3 4 1

Empty musical staff lines

Sol# minor

M. 1 2 3 1 2 3 2 1 3 1 2 3 4 2 M. 3 4 3 4 1 2 3 2 1 3 2 1

(1)

Lento 5 2 4 5 2 1 5 3 2 5 2 1

rit

rit

dim *rall* *calando*

(1)

Lento
ben legato e staccato

(1)

Handwritten musical notation for the first system, consisting of two staves with notes and rests.

Adagio

Handwritten musical notation for the second system, consisting of two staves with notes and rests.

Handwritten musical notation for the third system, consisting of two staves with notes and rests.

Handwritten musical notation for the fourth system, consisting of two staves with notes and rests.

Handwritten musical notation for the fifth system, consisting of two staves with notes and rests.

Handwritten musical notation for the sixth system, consisting of two staves with notes and rests.

(1)

Handwritten musical notation for the seventh system, consisting of two staves with notes and rests.

GS NY

Made in Germany

Andantissimo

Exercícios y escalas cromáticas - Antes de las lecciones de teclado

I * *

Handwritten musical notation for exercise 1, first system. It consists of two staves. The top staff has a treble clef and a common time signature. The bottom staff has a bass clef and a common time signature. The notation includes rhythmic patterns and fingerings indicated by numbers 1-5 above the notes.

Handwritten musical notation for exercise 1, second system. It consists of two staves. The top staff has a treble clef and a common time signature. The bottom staff has a bass clef and a common time signature. The notation includes rhythmic patterns and fingerings indicated by numbers 1-5 above the notes.

Handwritten musical notation for exercise 1, third system. It consists of two staves. The top staff has a treble clef and a common time signature. The bottom staff has a bass clef and a common time signature. The notation includes rhythmic patterns and fingerings indicated by numbers 1-5 above the notes.

Handwritten musical notation for exercise 1, fourth system. It consists of two staves. The top staff has a treble clef and a common time signature. The bottom staff has a bass clef and a common time signature. The notation includes rhythmic patterns and fingerings indicated by numbers 1-5 above the notes.

Handwritten musical notation for exercise 1, fifth system. It consists of two staves. The top staff has a treble clef and a common time signature. The bottom staff has a bass clef and a common time signature. The notation includes rhythmic patterns and fingerings indicated by numbers 1-5 above the notes.

Handwritten musical notation for exercise 1, sixth system. It consists of two staves. The top staff has a treble clef and a common time signature. The bottom staff has a bass clef and a common time signature. The notation includes rhythmic patterns and fingerings indicated by numbers 1-5 above the notes.

Moderato

Dys.

Trillo de Fa mayor

M. D. 12 3 2 1 4 3 1 2 3 4 3 2 1 4 3 2 1 3 2 1 3

Andante

Exercise

M. D.	12	13	23	24	34	35	45	35	24	43	13	1	
M. S.	21	31	32	422	43	53	54	53	43	42	32	31	3



Carl Fischer, New York.
 No. 3-12 lines.
 Made in Germany.

Reyn

Equivo a mi la

Compositore ad la pag. 50
in Fa major y 3/8

Handwritten musical notation on a five-line staff. The top staff is in treble clef with a 3/8 time signature. The bottom staff is in bass clef with a 3/8 time signature. The music consists of several measures with notes and rests, some marked with '+' signs.

Ten empty five-line musical staves for writing.

Deshayari

1 2 3 4 3 2 1 3

6


7

3 | 1 2 3 4 3 1 2 5 4 3 2 1 1 3 2 1

1 2 3 1 2 3 1 2 3

8

3 4 5 3 1 2 3 4 2 3



Mano derecha


Handwritten musical notation for the right hand (Mano derecha). It consists of three staves of music. The first two staves are in common time (C) and contain measures 1 through 9. The third staff is in 3/4 time and contains measures 10 through 14. Fingerings are indicated by numbers 1-5 above notes. Measure numbers 1-14 are written above the staves.

Mano izquierda

Handwritten musical notation for the left hand (Mano izquierda). It consists of three staves of music. The first two staves are in common time (C) and contain measures 1 through 9. The third staff is in 3/4 time and contains measures 10 through 14. Fingerings are indicated by numbers 1-5 above notes. Measure numbers 1-14 are written above the staves.

Moderato

Handwritten musical notation for the section labeled 'Moderato'. It consists of three staves of music. The first two staves are in common time (C) and contain measures 15 through 17. The third staff is in 3/4 time and contains measures 18 through 19. Measure numbers 15-19 are written above the staves.



Moderato

9

Handwritten musical notation for measures 9 and 10. The top staff contains a treble clef with a melodic line of quarter notes. The bottom staff contains a bass clef with a rhythmic accompaniment of eighth notes. The tempo is marked 'Moderato'. Measure numbers '9' and '10' are written in the left margin. Fingerings '1234' are indicated above the notes in measures 9 and 10.

Handwritten musical notation for measures 11 and 12. The top staff contains a treble clef with a melodic line of quarter notes. The bottom staff contains a bass clef with a rhythmic accompaniment of eighth notes. Measure numbers '11' and '12' are written in the left margin. Fingerings '1234' are indicated above the notes in measures 11 and 12.

Handwritten musical notation for measures 13 and 14. The top staff contains a treble clef with a melodic line of quarter notes. The bottom staff contains a bass clef with a rhythmic accompaniment of eighth notes. Measure numbers '13' and '14' are written in the left margin. Fingerings '1234' are indicated above the notes in measure 13.

Handwritten musical notation for measures 15 and 16. The top staff contains a treble clef with a melodic line of quarter notes. The bottom staff contains a bass clef with a rhythmic accompaniment of eighth notes. Measure numbers '15' and '16' are written in the left margin. Fingerings '1234' are indicated above the notes in measure 15.

Handwritten musical notation for measures 17 and 18. The top staff contains a treble clef with a melodic line of quarter notes. The bottom staff contains a bass clef with a rhythmic accompaniment of eighth notes. Measure numbers '17' and '18' are written in the left margin. Fingerings '123' and '1234' are indicated above the notes in measures 17 and 18.

19

Allegro

13

Allegretto

14

Andante

15

Los ejercicios de clave de fa de la pag. 25 se colocan antes de las lecciones siguientes

- Nota importante - El alumno alternará el estudio de las lecciones del número 16 al 24 con los ejercicios en la clave de fa de las páginas 24, 25 y lecciones que siguen en clave de fa.

Clave de fa aquí a la m. 13.

Los ejercicios de clave de fa de la pag 25 serán colocados antes de la lección n° 16 de la pág.

Entre pag.

Clave de fa a la vez

Clave de sol a la vez

Fin

Handwritten musical notation for the first system, consisting of two staves. The top staff is in treble clef and the bottom staff is in bass clef. Both are in common time (C). The notation includes various note values, rests, and some accidentals.

Clave de fa, à la 1^{re}

Handwritten musical notation for the second system, consisting of two staves. The top staff is in treble clef and the bottom staff is in bass clef. Both are in common time (C). The notation includes various note values, rests, and some accidentals.

Clave de fa à 1^{re}

Handwritten musical notation for the third system, consisting of two staves. The top staff is in treble clef and the bottom staff is in bass clef. Both are in common time (C). The notation includes various note values, rests, and some accidentals.

5 2 5 3 5 2 5 3 5 3 5 d 5 d 5 3

Handwritten musical notation for the fourth system, consisting of two staves. The top staff is in treble clef and the bottom staff is in bass clef. Both are in common time (C). The notation includes various note values, rests, and some accidentals.

20

Clave de Sol à 1^{re}

Handwritten musical notation for the fifth system, consisting of two staves. The top staff is in treble clef and the bottom staff is in bass clef. Both are in common time (C). The notation includes various note values, rests, and some accidentals.

Handwritten musical notation for the sixth system, consisting of two staves. The top staff is in treble clef and the bottom staff is in bass clef. Both are in common time (C). The notation includes various note values, rests, and some accidentals.

Largo

21

de re de fa de ya

agui mare

de sul

Moderato

22

re de fa de ya

Ma

basin

The image shows a handwritten musical score on aged paper, divided into two sections, 21 and 22. Section 21 is marked 'Largo' and section 22 is marked 'Moderato'. The score is written on ten staves, with five staves for each section. The lyrics are written in cursive above the staves. The notation includes various rhythmic values, accidentals, and dynamic markings. The paper is aged and shows some staining.

Moderato

Handwritten musical score for a Moderato piece, consisting of eight staves. The notation includes notes, rests, and various fingerings (e.g., 1, 2, 3, 4, 5). The piece is marked 'Moderato'.

Moderato

Handwritten musical score for a Moderato exercise, consisting of two staves. The notation includes notes and rests. The piece is marked 'Moderato'.

Ejercicio

Llave de Fa

(1) Ejercicios preparatorios para practicar la llave de Fa

Handwritten musical staff with notes and rests, likely a preparatory exercise.

Handwritten musical staff with notes and rests, likely a preparatory exercise.

Se practicarán en llave de Fa los siguientes ejercicios nombrando primeramente las notas y ejecutándolos después al pedaleo con la mano izquierda.

Handwritten musical notation on two staves. The top staff contains a sequence of notes with a measure rest marked "34". The bottom staff contains notes with a measure rest marked "e".

Handwritten musical notation on two staves. The top staff contains a sequence of notes. The bottom staff contains notes with a measure rest marked "e".

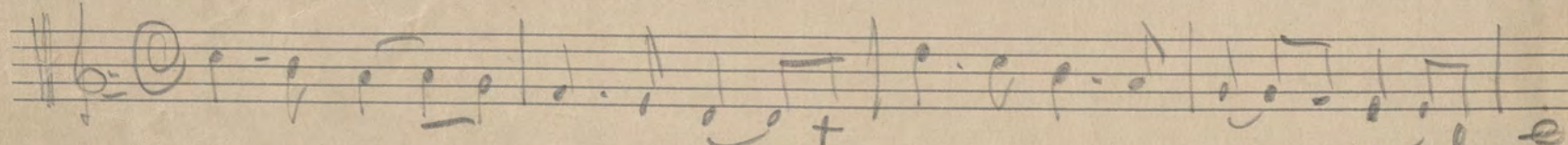
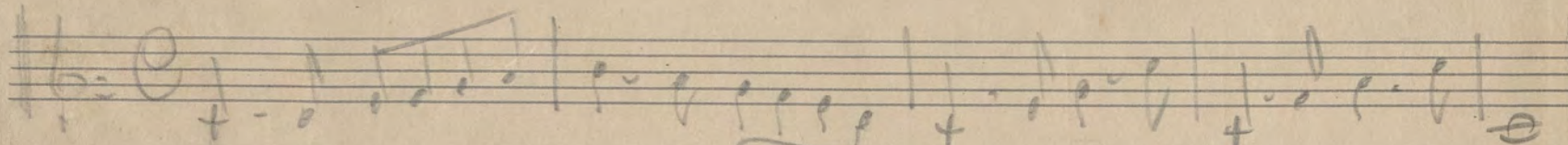
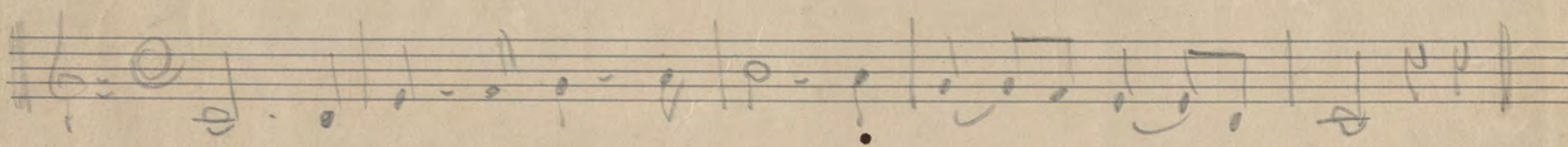
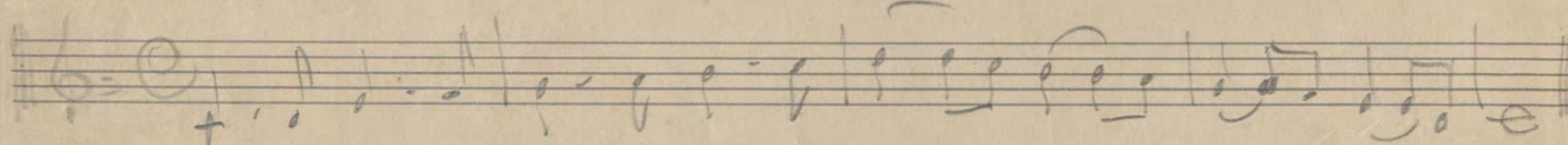
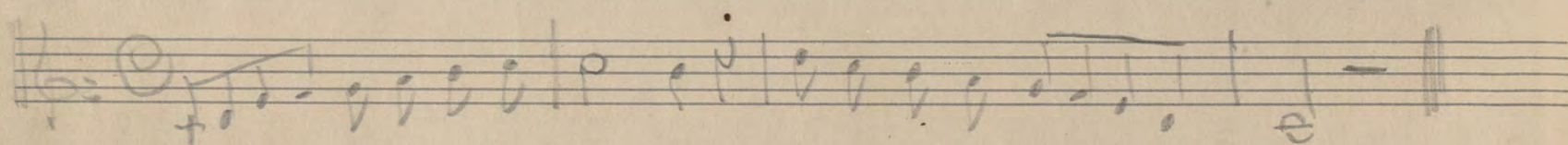
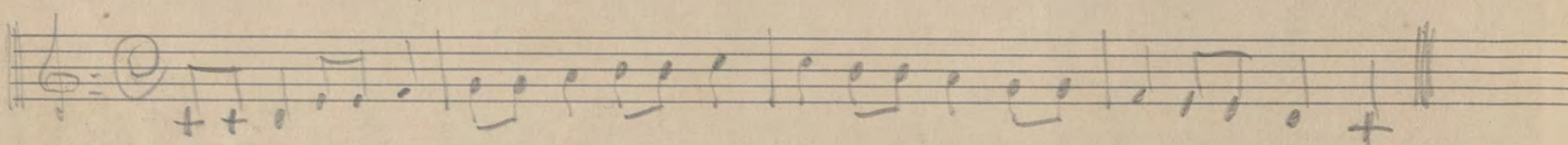
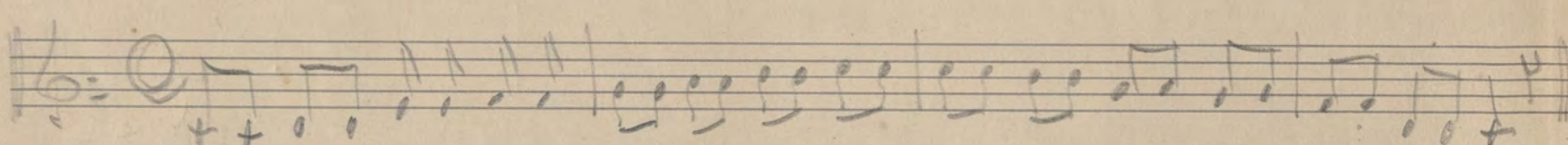
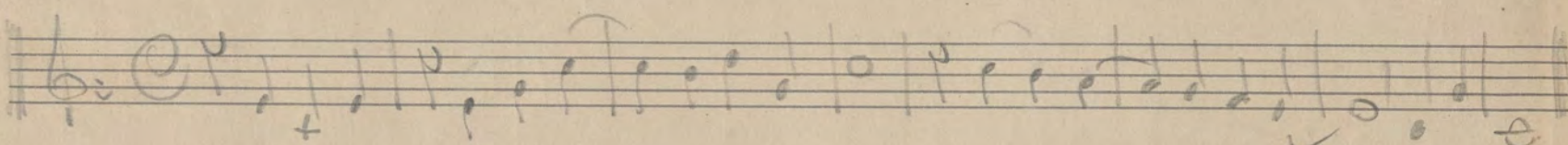
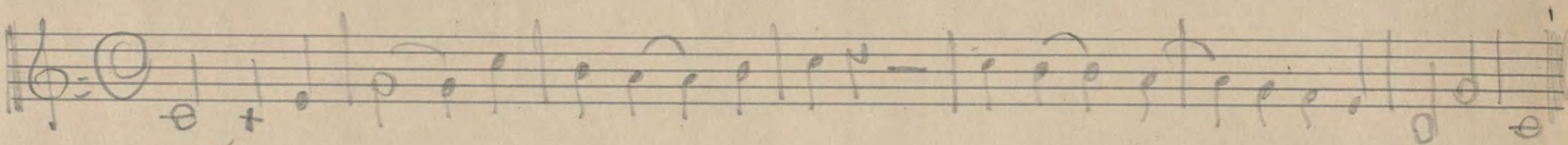
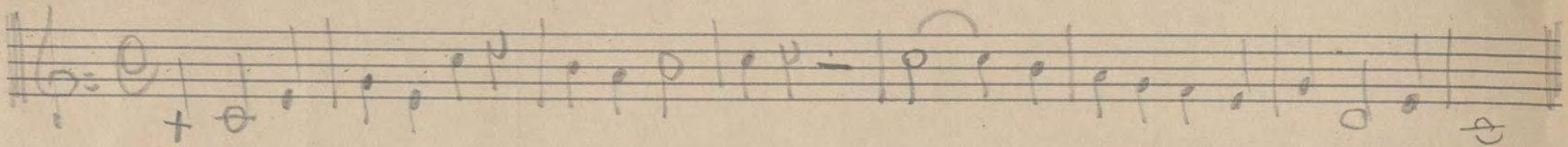
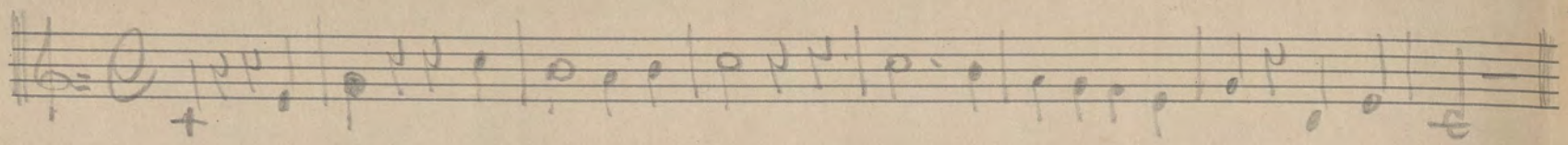
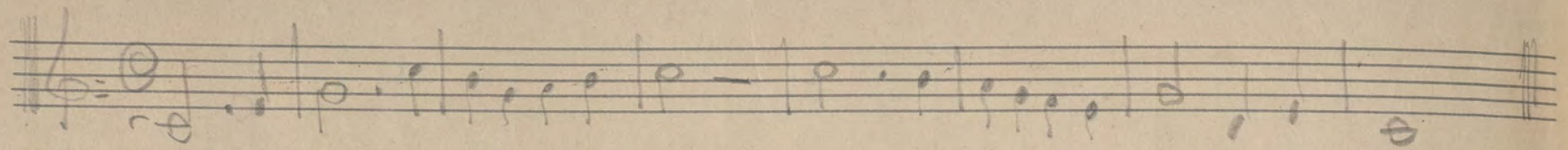
Handwritten musical notation on two staves. The top staff contains a sequence of notes with rhythmic markings "1 2 3 4" repeated. The bottom staff contains notes with a measure rest marked "e".

Handwritten musical notation on two staves. The top staff contains notes with rhythmic markings "2 4" and "1 3 2 1". The bottom staff contains notes with a measure rest marked "e".

Handwritten musical notation on two staves. The top staff contains notes with rhythmic markings "1 2 3 4" repeated. The bottom staff contains notes with a measure rest marked "e".

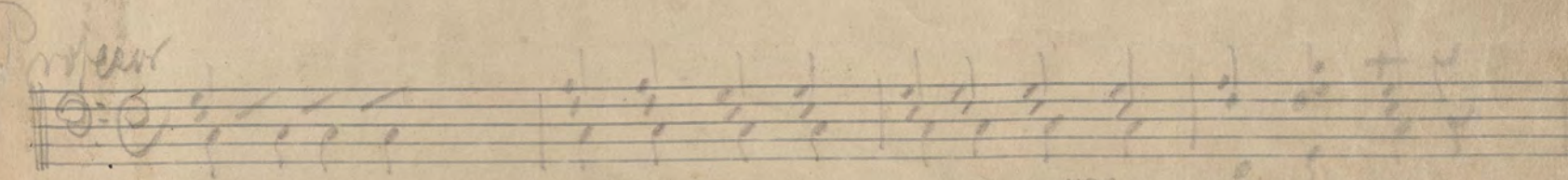
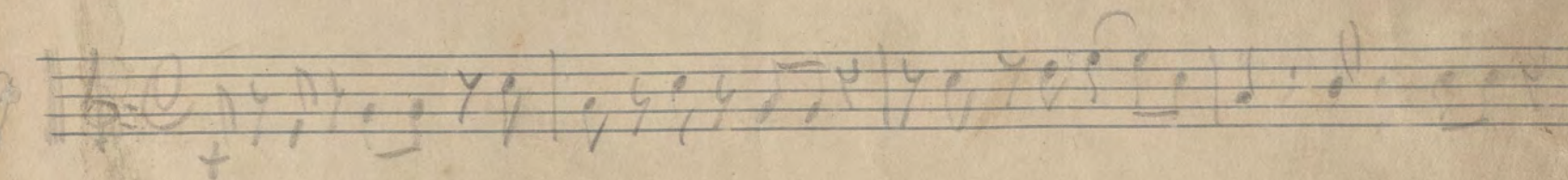
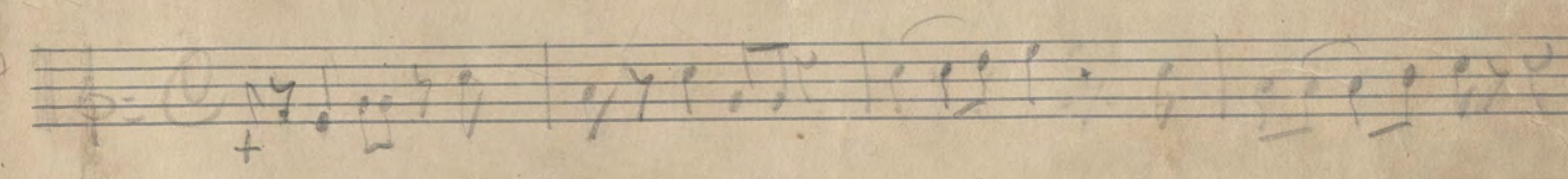
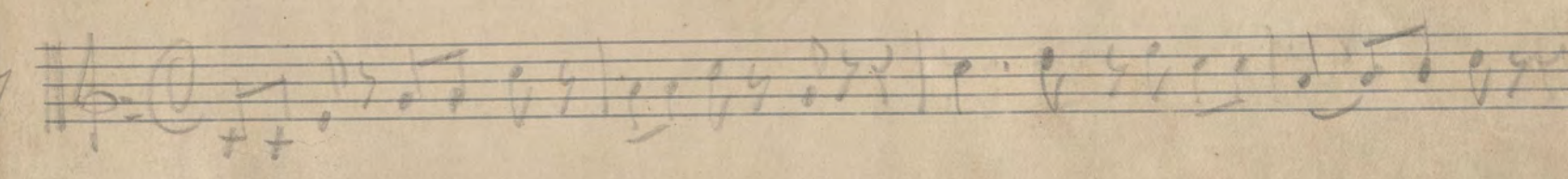
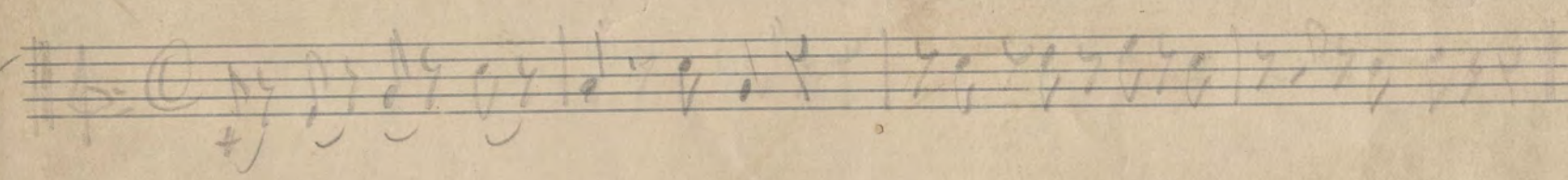
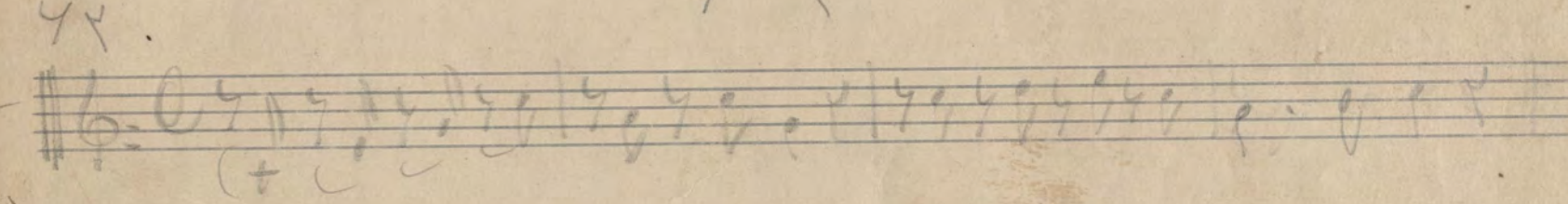
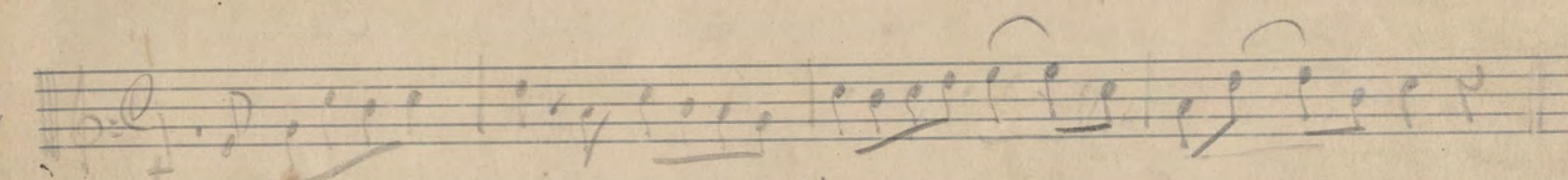
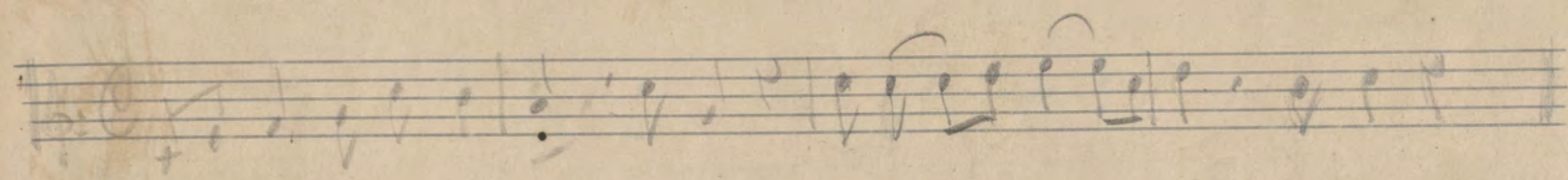
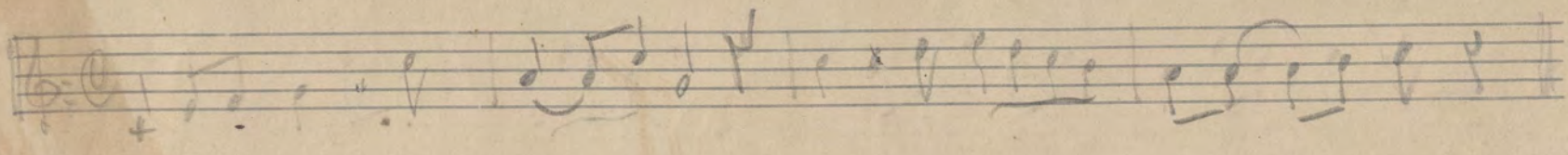
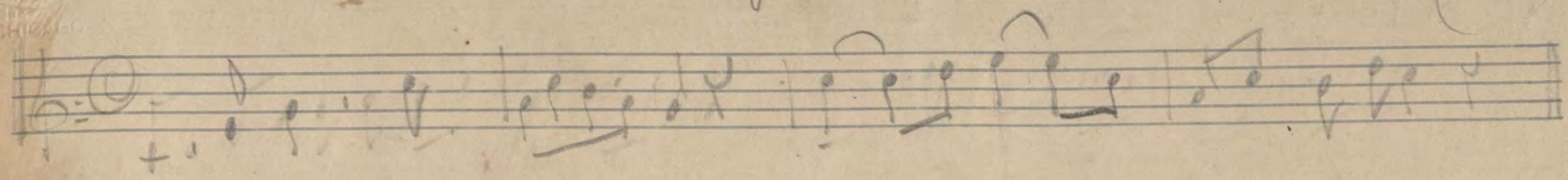
Handwritten musical notation on two staves. The top staff contains notes with a measure rest marked "e". The bottom staff contains notes with a measure rest marked "e".

- Golfero B. -



Der Jolfer Du pag. 24

(25)



Wiederholung des Anfangs in der
Hand

40

12

13

14

15

16

17

18

Immer hier wie ich war der Mutter
an die Kinder

ligado

1) *Inicio*

zgi llarga

4 1

4 *Clave de fu zgi.*

en las siguientes lecciones melódicas el profesor explicará al alumno las diferentes maneras de tocar. Véase pro-

Inicio

alumno las diferentes maneras de tocar. Véase pro-

funcion preliminar pag x

1) El ligado - El profesor hará la explicación referente al juego ligado - Véase mismo con fig.

funcion preliminar pag x

26

Preparacion para la lectura de negra con punto y corchea

25

Los dos tubos se pisan a la vez
los dedos concuerdan a dichas p... a...

27
Fijese el 1^{er} dedo en la mano derecha y el 5^o en la izquierda

Handwritten musical notation for the first system, consisting of two staves. The top staff is in treble clef and the bottom in bass clef. Both are in common time (C). The notation consists of rhythmic patterns of notes and rests, with some notes beamed together.

Handwritten musical notation for the second system, including fingerings (1-5) and slurs. The top staff is in treble clef and the bottom in bass clef. The top staff has a treble clef and a key signature of one sharp (F#). The notation includes slurs and fingerings (1-5) above the notes.

Handwritten musical notation for the third system, including fingerings (4 3 2) and slurs. The top staff is in treble clef and the bottom in bass clef. The top staff has a treble clef and a key signature of one sharp (F#). The notation includes slurs and fingerings (4 3 2) above the notes.

Handwritten musical notation for the fourth system, including a 3/4 time signature and fingerings (5 4 3 2 1 3). The top staff is in treble clef and the bottom in bass clef. The top staff has a treble clef and a key signature of one sharp (F#). The notation includes a 3/4 time signature and fingerings (5 4 3 2 1 3) above the notes.

Handwritten musical notation for the fifth system, including a 3/4 time signature and fingerings (2 3 4 5). The top staff is in treble clef and the bottom in bass clef. The top staff has a treble clef and a key signature of one sharp (F#). The notation includes a 3/4 time signature and fingerings (2 3 4 5) above the notes.

Handwritten musical notation for the sixth system, including a 3/4 time signature and fingerings (2 3 4 5). The top staff is in treble clef and the bottom in bass clef. The top staff has a treble clef and a key signature of one sharp (F#). The notation includes a 3/4 time signature and fingerings (2 3 4 5) above the notes.

Desde la seccion siguiente puede ir alternando con la posicion fija los ejercicios de reconer el pedal

Ejercicios

Handwritten musical notation on three staves, consisting of rhythmic exercises with circles and vertical lines.

Handwritten musical notation on two staves, featuring a treble clef, a key signature of one sharp (F#), and a 3/4 time signature. It includes notes, rests, and fingerings.

Handwritten musical notation on two staves, continuing the piece with notes and rests.

Handwritten musical notation on two staves, including the word "Fin" written above the staff.

Handwritten musical notation on two staves, featuring notes with fingerings and rests.

Handwritten musical notation on two staves, including notes with fingerings and rests.

Handwritten musical notation on two staves, featuring notes with fingerings and rests.

Handwritten musical notation on two staves, including notes with fingerings and rests.

Se anotaran aqui las piezas del 1er Grado. (El autor)
 en semibreves, minimas, semiminimas, corcheas, minimas
 y negras con punto ligado, con notas en lineas
 adicionales, sus respectivas pausas y uso
 de las dos llaves.

Handwritten musical score on ten staves. The notation includes various notes, rests, and clefs. The word "Cornetini" is written in the middle of the score, and "Clari" is written on the seventh staff. The manuscript shows signs of age and wear.



Nr. 17. — Carl Fischer, New-York.

Made in Germany.

Demorari dum
Dise 10/1985

1º - 1ª lección en la
mayor y su octava
en mf movimiento lento
2ª lección en Sol $\#$ menor
movimiento lento

3º - Lo mismo para los
tonos de Sol $\#$ Mayor
Re $\#$ menor y Sol $\#$
Mayor y La $\#$ Me-
nor en movimiento
lento


4º - Las lecciones en Tonos
de bemol en lectura
de la 2ª Parte eslará



Hay que aplicar el $\#$ sostenido
y el doble bemol - El $\#$ sos-
tenido en las lecciones de los
sostenidos y el bb en la
de bemoles!

Recordad que no solo hay que
introducir la lectura de esla-
va de la 2ª Parte, sino también

Aplicar la lectura de
los libros 5 y 6 de la 2ª parte

Las formas técnicas en
las bemolizadas están
en el método original





Observaciones

1º Después de terminadas las lecciones en lectura de tresillos y sencillos de doble corcheas se escribiera una recopilación de todas las figuras anteriores para lo cual se copiará de mi método manuscrito la recopilación que contiene desde sencillos y semicorcheas -

2º - y otra recopilación con las siguientes figuras de pausas de semicorcheas y hasta terminar incluyendo la lectura de los tresillos y sencillos de doble de

A la vuelta (1) Lecciones en susas y combinaciones como están nros 5, 6, 7 y 8 (2ª Parte)

3º *# Lecciones en $\frac{3}{8}$ $\frac{6}{8}$ $\frac{9}{8}$ y $\frac{12}{8}$

con notas de adorno mordentes de 1, 2, 3 y 4 notas y sus coros

Compas de $\frac{3}{4}$ llevado a 4 partes - Escala 2ª Parte Nos 11, 12, 13, 14 y 15.

4º - Lectura en doble puntillo - Escala 4ª, 18 2ª Parte

5º - En semifusas en compasillo

6º - Lectura combinada de las lecciones de escala nros 5 2ª Parte 6, 7, 8, 9, 15, 18

24, 25, 26, 29, 34 18 19



(1) Después del tono de Fa# menor se escribirán en el mismo modo y de fa menor en forma de estudio y recreación otros con sus correspondientes escalas y arpeggios como se ha hecho anteriormente.

Se hará una suspensión de los otros tonos de tono de sostenidos. ~~Se~~ ~~hacer~~ el uso de los tonos de bemibajas hasta la b con su correspondiente relativo fa menor sus escalas y sus arpeggios como se hizo en los tonos de sostenidos y en estos de fa mayor hasta Fa menor se incluyan los compases de 3/8 4/8 5/8 6/8.

Con notas de adornos mordentes etc etc según se manifiesta en la Observación.

(2) 3a *# Suspensión de lecciones melódicas para que el alumno practique en paso de pulgar las escalas y arpeggios que faltan de la mayor y fa menor.

g. Re b - f# b menor
h. G# b - d# b "
i. A b - L a b "

Luego empieza en la práctica lectura en semibreves de sus combinaciones aplicando a cada un estudio y recreaciones los tonos de b - c - d e - f g - a - b - c. y las lecciones correspondientes de otro grado de lectura.

✓ en lecciones metodicas y se escribirán los escalas y arpeggios en los tonos de si mayor fa# menor de fa mayor y sus relativos. Después S: /

Copiere la en 3/8
Re. menu de la pag 98 y 99

M. D.

Remen
Amen

Melodica

Andante
6/8
Clef

Clef

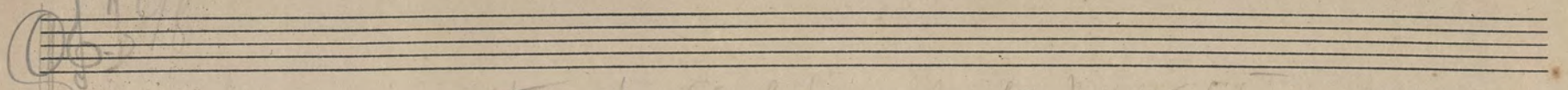
Musical notation




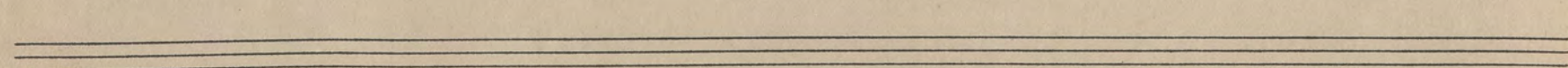
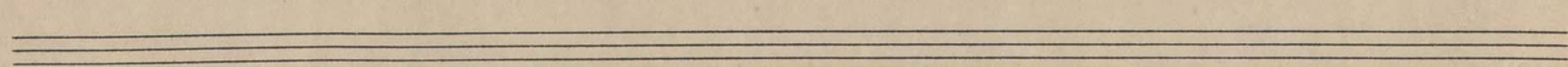


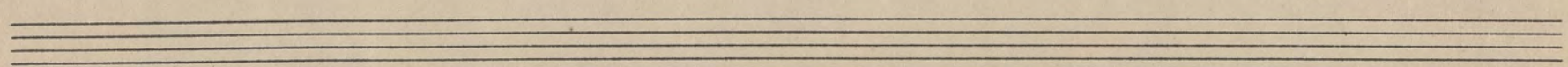
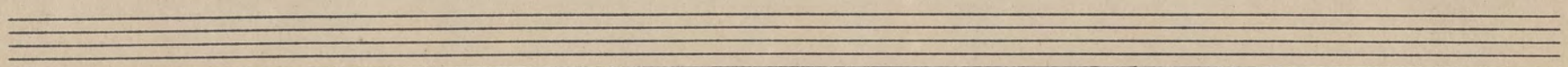
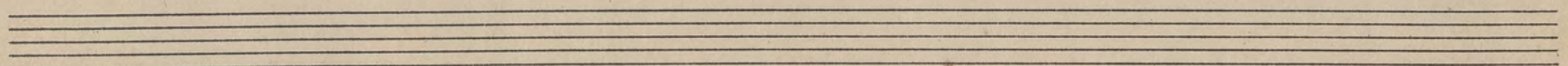




Carl Fischer, New York.
No. 3-12 lines.
Made in Germany.

Allegro Reminon

Pagi 99 Reminon



Dot di unha trasferta la gl del m. h. to pag 53



M. G.

Sib

Lectura Maluco 47 y 48




Carl Fischer, New York.
 No. 3-12 lines.
 Made in Germany.

Recor




Mease Valeri H4 yd 8

Al. 9

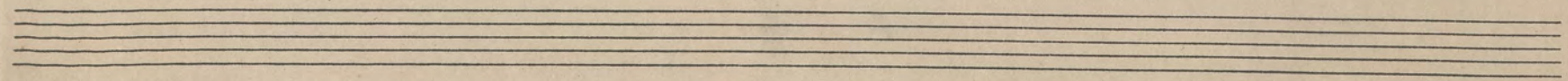


Handwritten musical notation on two staves. The top staff begins with a treble clef, a key signature of two flats (B-flat and E-flat), and a common time signature (C). The melody consists of several eighth and sixteenth notes. The bottom staff begins with a bass clef and a key signature of two flats, with a few notes written.

Handwritten musical notation on two staves. The top staff begins with a treble clef, a key signature of two flats, and a 12/8 time signature. The bottom staff begins with a bass clef, a key signature of two flats, and a 12/8 time signature. The text "Yeasei Makino 50, 51, 52" is written across the staves.

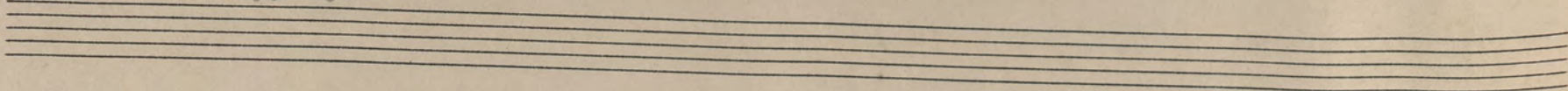


Handwritten musical notation on a single staff, featuring a treble clef, a key signature of two flats, and a common time signature. The notation includes several eighth and sixteenth notes.

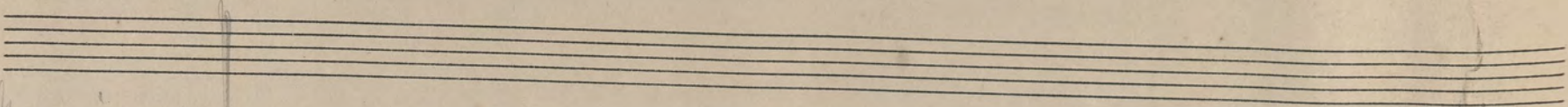


Carl Fischer, New York.
 No. 3-12 lines.
 Made in Germany.

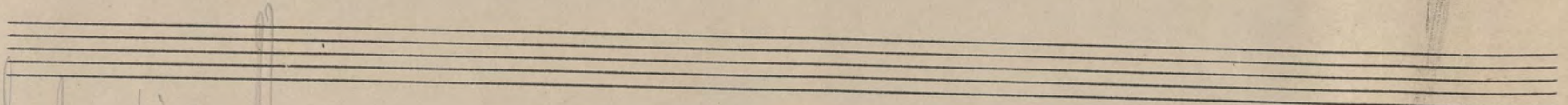
Do manual.



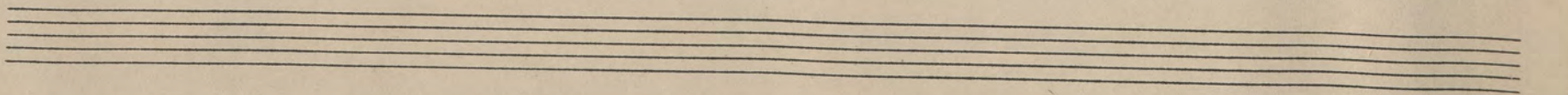
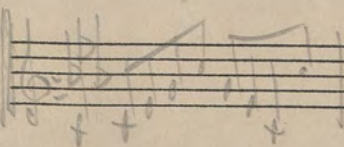
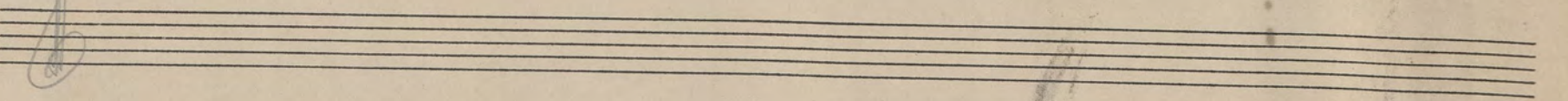
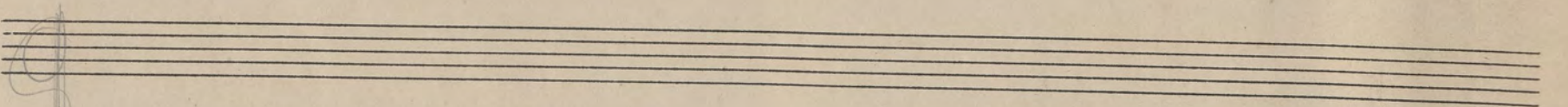
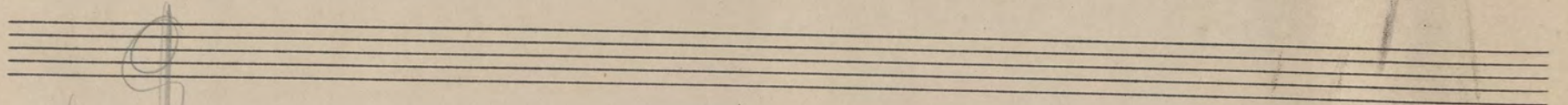
Armonica




Melodica



Castiduo





Monarch
Handwritten musical notation on the first two staves, including a treble clef, a key signature of two flats (B-flat and E-flat), and a time signature of 3/4.









Carl Fischer, New York.
No. 3-12 lines.
Made in Germany.


Sa by n. d.



Estudio




Handwritten musical notation on the first two staves, including a treble clef, a key signature of two flats, and several notes.

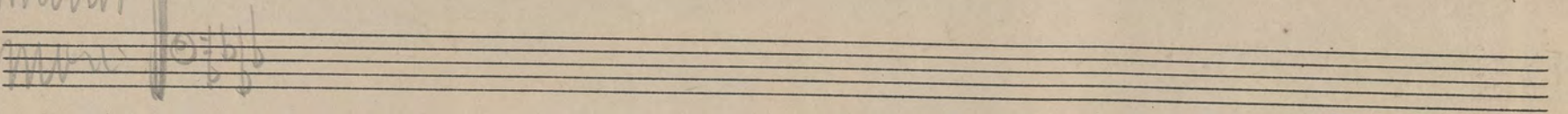
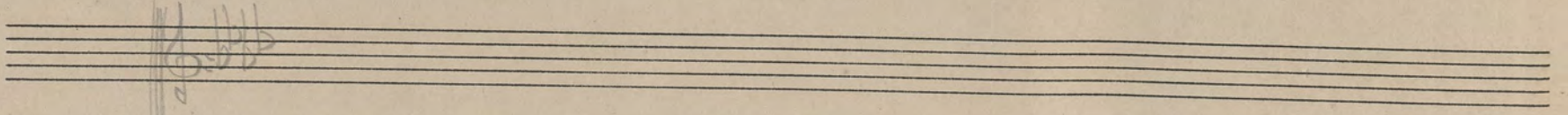


Carl Fischer, New York.
No. 3-12 lines.
Made in Germany.

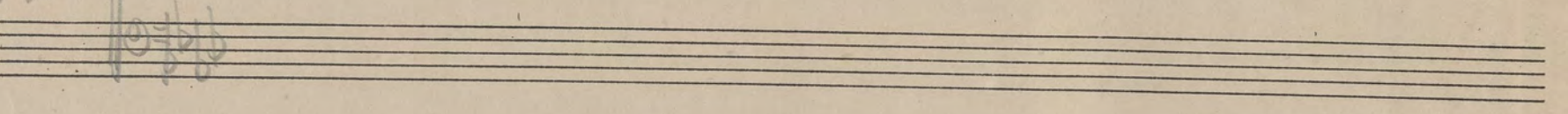
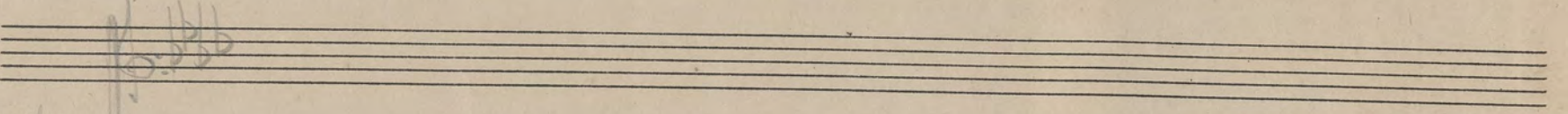
Fa meno All. D.



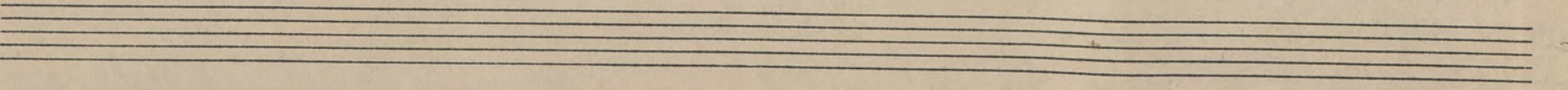
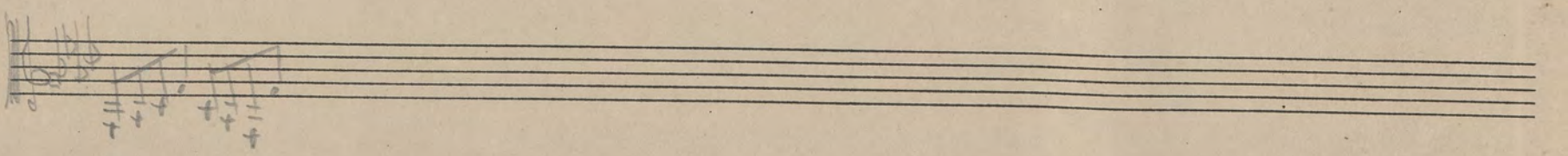
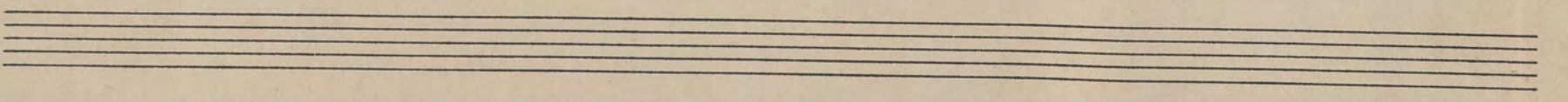
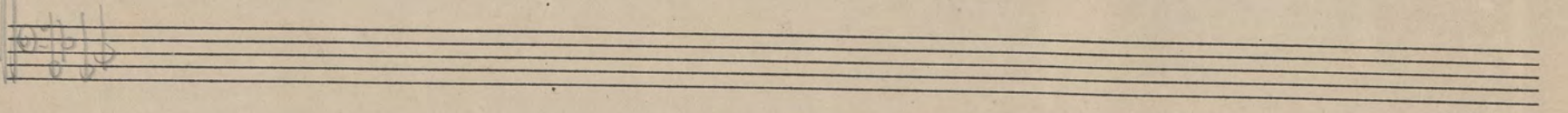
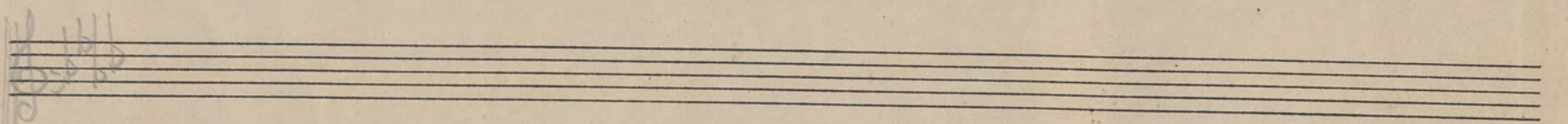
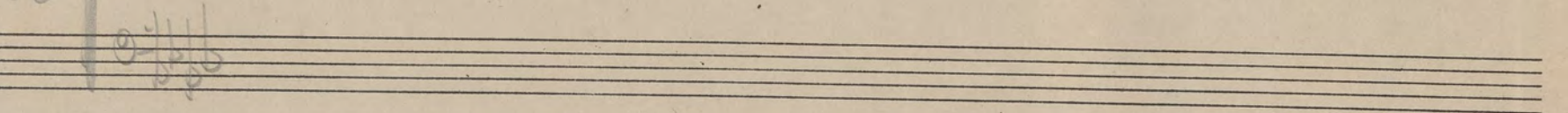
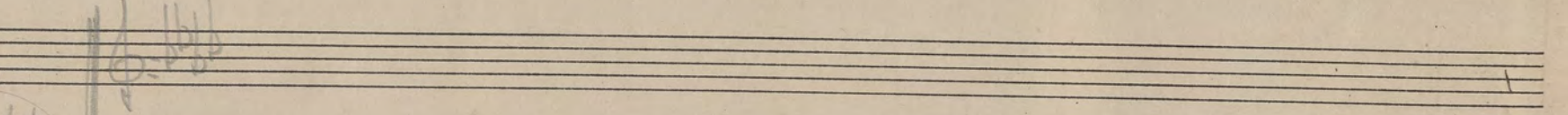
*Fa meno
Adagio*



Melode



Adagio



Piccini

Handwritten musical notation on two staves. The top staff begins with a treble clef and a key signature of two flats (B-flat and E-flat). The bottom staff begins with a bass clef and a key signature of two flats (B-flat and E-flat). The notation includes several notes and rests, though they are somewhat faint and difficult to transcribe precisely.



Carl Fischer, New York.
No. 3-12 lines,
Made in Germany.

Francisco Rivera
1830
Mey.

-Fondo de Simon Ayres-
Lectura del compas de 2/4 al piano

The image shows a page of handwritten musical notation on aged, yellowed paper. At the top left, there is a signature 'Francisco Rivera' and the year '1830' with 'Mey.' below it. To the right, the title '-Fondo de Simon Ayres-' is written, followed by 'Lectura del compas de 2/4 al piano'. The page contains several systems of musical staves. The first system consists of two staves with a treble clef and a common time signature 'C'. The second system also has two staves with a treble clef and a common time signature. The third system features two staves with a treble clef and a common time signature, with the word 'Adagio' written in large cursive letters to the left of the staves. The remaining staves are mostly blank, with some faint markings and a few notes visible on the bottom-most system.

Handwritten notes:
Piano
1/2
2/4
3/4
4/4
5/4
6/8
7/8
9/8
10/8
11/8
12/8
13/8
14/8
15/8
16/8
17/8
18/8
19/8
20/8
21/8
22/8
23/8
24/8
25/8
26/8
27/8
28/8
29/8
30/8
31/8
32/8
33/8
34/8
35/8
36/8
37/8
38/8
39/8
40/8
41/8
42/8
43/8
44/8
45/8
46/8
47/8
48/8
49/8
50/8
51/8
52/8
53/8
54/8
55/8
56/8
57/8
58/8
59/8
60/8
61/8
62/8
63/8
64/8
65/8
66/8
67/8
68/8
69/8
70/8
71/8
72/8
73/8
74/8
75/8
76/8
77/8
78/8
79/8
80/8
81/8
82/8
83/8
84/8
85/8
86/8
87/8
88/8
89/8
90/8
91/8
92/8
93/8
94/8
95/8
96/8
97/8
98/8
99/8
100/8

Musical staff lines with a treble clef and a key signature of one flat (B-flat) on the first line. The page contains 12 empty musical staves.



Carl Fischer, New York.
No. 3-12 lines.
Made in Germany.

Handwritten notes at the top of the page, possibly including the word "Lectura".

Lectura doble

Doble Quinteto

Handwritten title or name at the top of the page.

Primer *Liguo lectura combinada de*

las lecciones de Esclava 5, 6, 9, 11, 12

15, 18, 23, 24, 25, 26, 29, 33, 34, 38, 39, 49.

